



Universidad Politécnica
Formando Triunfadores
BACALAR

UNIVERSIDAD POLITÉCNICA DE BACALAR

ESTADOS FINANCIEROS JULIO 2015

**SECRETARÍA ADMINISTRATIVA
DEPTO. DE RECURSOS FINANCIEROS**



Universidad Politécnica de Bacalar
ESTADO DE QUINTANA ROO
Estado de Situación Financiera
Al 31/jul./2015

Usu: supervisor
Rep: rptEstadoSituacionFinanciera

Fecha y hora de Impresión | 23/sep./2015 04:01 p. m.

| | 2015 | 2015 |
|---|-----------------|-----------------|
| ACTIVO | | |
| ACTIVO CIRCULANTE | | |
| EFFECTIVO Y EQUIVALENTES | \$1,101,178.60 | |
| DERECHOS A RECIBIR EFECTIVO O EQUIVALENTES | \$242,884.25 | |
| Total de Activos Circulantes | \$1,101,178.60 | |
| ACTIVO NO CIRCULANTE | | |
| BIENES MUEBLES | \$6,031,929.18 | |
| ACTIVOS INTANGIBLES | \$7,040,802.91 | |
| DEPRECIACIÓN, DETERIORO Y AMORTIZACIÓN ACUMUL | \$307,148.58 | |
| Total de Activos No Circulantes | -\$1,316,022.31 | |
| Total de Activos | \$6,031,929.18 | \$7,133,107.78 |
| PASIVO | | |
| PASIVO CIRCULANTE | | |
| CUENTAS POR PAGAR A CORTO PLAZO | \$6,557,804.44 | |
| Total de Pasivos Circulantes | \$6,557,804.44 | |
| PASIVO NO CIRCULANTE | | |
| Total de Pasivos | \$0.00 | \$6,557,804.44 |
| HACIENDA PÚBLICA/ PATRIMONIO | | |
| <u>HACIENDA PÚBLICA/PATRIMONIO CONTRIBUIDO</u> | | \$0.00 |
| <u>HACIENDA PÚBLICA/PATRIMONIO GENERADO</u> | | \$575,303.34 |
| RESULTADOS DEL EJERCICIO (AHORRO/ DESAHORRO) | | -\$2,336,464.43 |
| RESULTADOS DE EJERCICIOS ANTERIORES | | \$2,911,767.77 |
| EXCESO O INSUFICIENCIA EN LA ACTUALIZACIÓN DE LA I | | \$0.00 |
| Total Hacienda Pública/Patrimonio | | \$575,303.34 |
| Total de Pasivo y Hacienda Pública/Patrimonio | | \$7,133,107.78 |



Usr: supervisor
Rep: rptEstadoSituacionFinanciera

Universidad Politécnica de Bacalar
ESTADO DE QUINTANA ROO
Estado de Situación Financiera
Al 31/jul./2015

Fecha y hora de Impresión | 23/sep./2015 | 04:01 p. m.

2015

M. en A.N. Jorge Mario Baeza Ruiz
Jefe de Departamento de Recursos Financieros

M. en A.D. Miguel Fernando de Jesus Perez Cetina
Rector

M. en E. ~~Antonio Enrique~~ ~~Barraza~~ Barraza
Secretario Administrativo



Universidad Politécnica de Bacalar
ESTADO DE QUINTANA ROO
Estados de Actividades
Del 01/ene./2015 al 31/jul./2015

Usu: supervisor
Rep: rptEstadoActividades

Fecha y hora de Impresión | 23/sep./2015
04:04 p. m.

| | <u>2015</u> | <u>2014</u> |
|--|------------------------|---------------|
| INGRESOS Y OTROS BENEFICIOS | | |
| INGRESOS DE GESTIÓN | \$934,596.50 | \$0.00 |
| INGRESOS POR VENTA DE BIENES Y SERVICIOS | \$934,596.50 | \$0.00 |
| PARTICIPACIONES, APORTACIONES, TRANSFERENCIAS, ASIGNACIONES, SUBSIDIOS | \$8,031,911.00 | \$0.00 |
| TRANSFERENCIAS, ASIGNACIONES, SUBSIDIOS Y OTRAS AYUDAS | \$8,031,911.00 | \$0.00 |
| OTROS INGRESOS Y BENEFICIOS | \$0.00 | \$0.00 |
| Total de Ingresos y Otros Beneficios | \$8,966,507.50 | \$0.00 |
| GASTOS Y OTRAS PÉRDIDAS | | |
| GASTOS DE FUNCIONAMIENTO | \$11,302,971.93 | \$0.00 |
| SERVICIOS PERSONALES | \$8,873,541.57 | \$0.00 |
| MATERIALES Y SUMINISTROS | \$440,028.29 | \$0.00 |
| SERVICIOS GENERALES | \$1,989,402.07 | \$0.00 |
| TRANSFERENCIAS, ASIGNACIONES, SUBSIDIOS Y OTRAS AYUDAS | \$0.00 | \$0.00 |
| PARTICIPACIONES Y APORTACIONES | \$0.00 | \$0.00 |
| INTERESES, COMISIONES Y OTROS GASTOS DE LA DEUDA PÚBLICA | \$0.00 | \$0.00 |
| OTROS GASTOS Y PÉRDIDAS EXTRAORDINARIAS | \$0.00 | \$0.00 |
| INVERSI?N P?BLICA | \$0.00 | \$0.00 |
| Total de Gastos y otras Pérdidas | \$11,302,971.93 | \$0.00 |
| Resultado del Ejercicio (Ahorro/Desahorro) | -\$2,336,464.43 | \$0.00 |

M. en A.N. Jorge Mario Baeza Ruiz

Jefe de Departamento de Recursos Financieros

M. en E. Alfonso Durán Suárez

Secretario Administrativo

M. en A.D. Miguel Fernando de Jesús Pérez Catina

Rector



Universidad Politécnica de Bacalar
ESTADO DE QUINTANA ROO
Estado de Origen y Aplicación de Recursos
Del 01/ene./2015 al 31/jul./2015

Usu: supervisor
Rep: rptEstadoOrigenAplicacion


Fecha y hora de Impresión 23/sep./2015 04:07 p. m.

ORIGEN DE LOS RECURSOS


| | |
|---|------------------------|
| INGRESOS POR VENTA DE BIENES Y SERVICIOS | \$934,596.50 |
| TRANSFERENCIAS, ASIGNACIONES, SUBSIDIOS Y OTRAS A | \$8,031,911.00 |
| Disminuciones del Activo | \$10,660,446.35 |
| Incrementos del Pasivo | \$22,388,559.07 |
| Incrementos del Patrimonio | \$2,911,767.77 |
| TOTAL ORIGEN | \$44,927,280.69 |

APLICACIÓN DE LOS RECURSOS

| | |
|--|------------------------|
| SERVICIOS PERSONALES | \$8,873,541.57 |
| MATERIALES Y SUMINISTROS | \$440,028.29 |
| SERVICIOS GENERALES | \$1,989,402.07 |
| Incrementos del Activo | \$17,550,669.88 |
| Disminuciones del Pasivo | \$15,830,754.63 |
| EXISTENCIA EN EFECTIVO Y EQUIVALENTES AL | \$242,884.25 |
| TOTAL APLICACION | \$44,927,280.69 |


M. en C. N. Jorge Mario Baeza Ruiz

Jefe de Departamento de Recursos Financieros


M. en A.D. Miguel Fernando de Jesús Pérez Cetina

Rector


M. en B. Alonso Durán Suárez

Secretario Administrativo




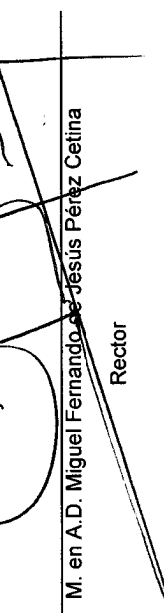
Universidad Politécnica de Bacalar
ESTADO DE QUINTANA ROO
Estado Analítico del Activo a Tercer Nivel
Del 01/ene./2015 al 31/jul./2015

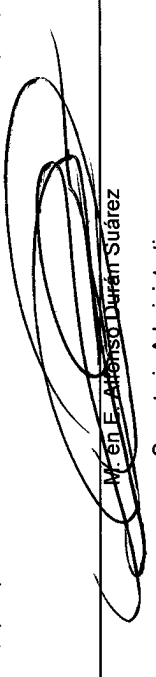
Fecha y hora de Impresión | 23/sep./2015 04:08 p. m.

Usr: supervisor
 Rep: rptEstadoAnalíticoDeActivosYPasivos_R

| Concepto | Saldo Inicial | Cargos del periodo | Abonos del periodo | Saldo Final | Variación del Periodo |
|--|-----------------------|------------------------|------------------------|-----------------------|-----------------------|
| ACTIVO | \$7,993,166.43 | \$25,273,655.08 | \$26,133,713.73 | \$7,133,107.78 | -\$860,058.65 |
| ACTIVO CIRCULANTE | \$1,961,237.25 | \$25,273,655.08 | \$26,133,713.73 | \$1,101,178.60 | -\$860,058.65 |
| EFFECTIVO Y EQUIVALENTES | \$847,351.33 | \$16,184,822.61 | \$16,789,289.69 | \$242,884.25 | -\$604,467.08 |
| DERECHOS A RECIBIR EFECTIVO O EQUIVALENTES | \$1,113,885.92 | \$9,088,832.47 | \$9,344,424.04 | \$858,294.35 | -\$255,591.57 |
| ACTIVO NO CIRCULANTE | \$6,031,929.18 | \$0.00 | \$0.00 | \$6,031,929.18 | \$0.00 |
| BIENES MUEBLES | \$7,040,802.91 | \$0.00 | \$0.00 | \$7,040,802.91 | \$0.00 |
| ACTIVOS INTANGIBLES | \$307,148.58 | \$0.00 | \$0.00 | \$307,148.58 | \$0.00 |
| DEPRECIACIÓN, DETERIORO Y AMORTIZACIÓN ACUMULADA DE BIENES | \$1,316,022.31 | \$0.00 | \$0.00 | \$1,316,022.31 | \$0.00 |


 M. en A.D. Jorge Mario Baeza Ruiz
 Jefe de Departamento de Recursos Financieros


 M. en A.D. Miguel Fernando de Jesús Pérez Cetina
 Rector


 M. en A.D. Alfonso Durán Suárez
 Secretario Administrativo



Universidad Politécnica de Bacalar
ESTADO DE QUINTANA ROO
Estado Analítico del Pasivo a Tercer Nivel
Del 01/ene./2015 al 31/jul./2015

Fecha y hora de Impresión 23/sep./2015 04:10 p. m.

Usr: supervisor
 Rep: rptEstadoAnalíticoDeActivosYPasivos_R

| Concepto | Saldo Inicial | Cargos del periodo | Abonos del periodo | Saldo Final | Variación del Periodo |
|---|-----------------------|------------------------|------------------------|-----------------------|-----------------------|
| PASIVO | \$5,101,884.12 | \$15,830,754.63 | \$17,286,674.95 | \$6,557,804.44 | \$1,455,920.32 |
| PASIVO CIRCULANTE | | | | | |
| CUENTAS POR PAGAR A CORTO PLAZO | | | | | |
| Delgado y Compañía, SA de CV | \$19,947.36 | \$0.00 | \$0.00 | \$19,947.36 | \$0.00 |
| Lujis Alberto Salcedo Hernández | \$980.00 | \$0.00 | \$0.00 | \$980.00 | \$0.00 |
| Carolina Angélica Castillo Montalvo | \$21,603.23 | \$0.00 | \$0.00 | \$21,603.23 | \$0.00 |
| Eber Joshaid Esparza Aguilar | \$674.00 | \$0.00 | \$0.00 | \$674.00 | \$0.00 |
| Administradora Gráfica Aguilheroli, SA de CV | \$70,447.96 | \$70,447.96 | \$0.00 | \$0.00 | -\$70,447.96 |
| Hotel Real Alameda de Querétaro, SA de CV | \$100.00 | \$100.00 | \$0.00 | \$0.00 | -\$100.00 |
| Grupo CyD del Caribe, SA de CV | \$847.26 | \$847.26 | \$0.00 | \$0.00 | -\$847.26 |
| Estela Martina Chiquini Cuitz | \$42,697.29 | \$0.00 | \$0.00 | \$42,697.29 | \$0.00 |
| Mariana Esperanza Montalvo Hernández | -\$932.40 | \$0.00 | \$0.00 | -\$932.40 | \$0.00 |
| Alberto Martínez Martínez | \$8,212.00 | \$8,212.00 | \$0.00 | \$0.00 | -\$8,212.00 |
| Rene Gabriel Quijano Us | \$0.02 | \$0.00 | \$0.00 | \$0.02 | \$0.00 |
| MAC Consultores Fiscales y Legales, S.C. | \$198,360.00 | \$45,240.00 | \$0.00 | \$153,120.00 | -\$45,240.00 |
| Araón Álvarez Junco | \$4,000.00 | \$4,000.00 | \$0.00 | \$0.00 | -\$4,000.00 |
| Karina Mariela Gómez Domínguez | \$15,120.00 | \$15,120.00 | \$0.00 | \$0.00 | -\$15,120.00 |
| Materias Primas Sahi, S de RL MI | \$6,160.00 | \$6,160.00 | \$0.00 | \$0.00 | -\$6,160.00 |
| Comisión Federal de Electricidad | \$14,781.00 | \$14,781.00 | \$0.00 | \$0.00 | -\$14,781.00 |
| Estrategias en Tecnología Corporativa, SA de CV | \$0.01 | \$0.00 | \$0.00 | \$0.01 | \$0.00 |
| Procesadora de Químicos de Q.Roo S de RL MI | \$3.40 | \$0.00 | \$0.00 | \$3.40 | \$0.00 |
| Ausberto Fernando Ávila Urbina | \$3,829.50 | \$0.00 | \$0.00 | \$3,829.50 | \$0.00 |
| Grupo Papelero de Quintana Roo, SA de CV | \$67,208.00 | \$0.00 | \$0.00 | \$67,208.00 | \$0.00 |
| Autoplaza de Llantas SA de CV | \$44.00 | \$44.00 | \$0.00 | \$0.00 | -\$44.00 |
| Compucentro de Quintana Roo, SA de CV | \$9,740.00 | \$0.00 | \$0.00 | \$9,740.00 | \$0.00 |
| Guadalupe Bernal Segura | \$3,746.80 | \$3,746.80 | \$0.00 | \$0.00 | -\$3,746.80 |
| Raúl Eduardo Ojeda Santoyo | \$3,132.00 | \$3,132.00 | \$0.00 | \$0.00 | -\$3,132.00 |
| Papelaría y Equipo de Cómputo La Tinta SA de CV | \$10,463.20 | \$0.00 | \$0.00 | \$10,463.20 | \$0.00 |



Universidad Politécnica de Bacalar
ESTADO DE QUINTANA ROO
Estado Analítico del Pasivo a Tercer Nivel
Del 01/ene./2015 al 31/jul./2015

Fecha y hora de impresión | 23/sep./2015 | 04:10 p. m.

Usr: supervisor
 Rep: rptEstadoAnalíticoDeActivosYPasivos_R

| Concepto | Saldo Inicial | Cargos del periodo | Abonos del periodo | Saldo Final | Variación del Periodo |
|--|----------------|--------------------|--------------------|----------------|-----------------------|
| Mario Ernesto Montalvo Hernández | \$40,530.40 | \$0.00 | \$0.00 | \$40,530.40 | \$0.00 |
| Ligia María Teyer Escalante | \$19,670.42 | \$19,670.42 | \$0.00 | \$0.00 | -\$19,670.42 |
| Manuel Jesús Lara | \$22,445.92 | \$22,445.92 | \$0.00 | \$0.00 | -\$22,445.92 |
| José Manuel Riveroll Hoy | \$800.00 | \$0.00 | \$0.00 | \$800.00 | \$0.00 |
| Fundación Zazil Be, IAP | \$600,000.00 | \$600,000.00 | \$0.00 | \$0.00 | -\$600,000.00 |
| Miguel Fernando Pérez Cetina | \$96.68 | \$0.00 | \$0.00 | \$96.68 | \$0.00 |
| Alfonso Durán Suárez | \$12,543.53 | \$12,543.53 | \$0.00 | \$0.00 | -\$12,543.53 |
| Marcos Lafarga Elizondo | \$4,800.00 | \$0.00 | \$0.00 | \$4,800.00 | \$0.00 |
| Ingrid Poot Chagoya | \$3,200.00 | \$0.00 | \$0.00 | \$3,200.00 | \$0.00 |
| Tesorería de la Federación | \$139,945.66 | \$0.00 | \$0.00 | \$139,945.66 | \$0.00 |
| Eduardo Antonio Ruiz Aguilar | \$4,000.00 | \$0.00 | \$0.00 | \$4,000.00 | \$0.00 |
| Julio Manuel Cen Can | \$1,600.00 | \$0.00 | \$0.00 | \$1,600.00 | \$0.00 |
| Norma Nela Loría Acosta | \$800.00 | \$0.00 | \$0.00 | \$800.00 | \$0.00 |
| Carlos Ramirez Leiba | \$3,000.00 | \$0.00 | \$0.00 | \$3,000.00 | \$0.00 |
| Luis Francisco Cabrera Ojeda | \$340.00 | \$0.00 | \$0.00 | \$340.00 | \$0.00 |
| Gobierno del Estado Libre y Soberano de Quintana Roo | \$1,784,863.68 | \$432,531.68 | \$2,859,858.66 | \$4,212,190.66 | \$2,427,326.98 |

M. en A. N. Mige Mario Baeza Ruiz
 Jefe de Departamento de Recursos Financieros

M. en A. D. Miguel Fernando de Jesús Pérez Cetina
 Rector

M. en A. Alfonso Durán Suárez
 Secretario Administrativo



Universidad Politécnica de Bacalar
ESTADO DE QUINTANA ROO
Estado de Variaciones en la Hacienda Pública
Del 01/ene/2015 Al 31/jul./2015

Usu: supervisor
 Rep: rptEstadoVariacionHacienda

Fecha y hora de Impresión | 23/sep/2015
 04:12 p. m.

| Concepto | Hacienda Publica/Patrimonio Generado | | Ajustes por Cambios de Valor | Total* |
|---|---|--------------------------|------------------------------|------------------------|
| | Hacienda Publica/Patrimonio Contribuido | De Ejercicios Anteriores | | |
| RECTIFICACIONES DE RESULTADOS DE EJERCICIOS ANTERIORES | \$0.00 | \$0.00 | \$0.00 | \$0.00 |
| PATRIMONIO NETO INICIAL AJUSTADO DEL EJERCICIO | \$0.00 | \$0.00 | \$0.00 | \$0.00 |
| APORTACIONES | \$0.00 | \$0.00 | \$0.00 | \$0.00 |
| DONACIONES DE CAPITAL | \$0.00 | \$0.00 | \$0.00 | \$0.00 |
| ACTUALIZACIÓN DE LA HACIENDA PÚBLICA/PATRIMONIO | \$0.00 | \$0.00 | \$0.00 | \$0.00 |
| VARIACIONES DE LA HACIENDA PÚBLICA/PATRIMONIO NETO DEL EJERCICIO | \$0.00 | \$2,891,282.31 | \$0.00 | \$2,891,282.31 |
| RESULTADOS DEL EJERCICIO (AHORRO/ DESAHORRO) | \$0.00 | \$0.00 | \$0.00 | \$0.00 |
| RESULTADOS DE EJERCICIOS ANTERIORES | \$0.00 | \$2,891,282.31 | \$0.00 | \$2,891,282.31 |
| REVALÚOS | \$0.00 | \$0.00 | \$0.00 | \$0.00 |
| RESERVAS | \$0.00 | \$0.00 | \$0.00 | \$0.00 |
| HACIENDA PÚBLICA/PATRIMONIO NETO FINAL DEL EJERCICIO | \$0.00 | \$2,891,282.31 | \$0.00 | \$2,891,282.31 |
| CAMBIOS EN LA HACIENDA PÚBLICA/PATRIMONIO NETO DEL EJERCICIO | \$0.00 | \$0.00 | \$0.00 | \$0.00 |
| APORTACIONES | \$0.00 | \$0.00 | \$0.00 | \$0.00 |
| DONACIONES DE CAPITAL | \$0.00 | \$0.00 | \$0.00 | \$0.00 |
| ACTUALIZACIÓN DE LA HACIENDA PÚBLICA/PATRIMONIO | \$0.00 | \$0.00 | \$0.00 | \$0.00 |
| VARIACIONES DE LA HACIENDA PÚBLICA/PATRIMONIO NETO DEL EJERCICIO | \$0.00 | \$20,485.46 | -\$2,336,464.43 | -\$2,315,978.97 |
| RESULTADOS DEL EJERCICIO (AHORRO/ DESAHORRO) | \$0.00 | \$0.00 | \$0.00 | -\$2,336,464.43 |
| RESULTADOS DE EJERCICIOS ANTERIORES | \$0.00 | \$20,485.46 | \$0.00 | \$20,485.46 |
| REVALÚOS | \$0.00 | \$0.00 | \$0.00 | \$0.00 |
| RESERVAS | \$0.00 | \$0.00 | \$0.00 | \$0.00 |
| BALDO NETO EN LA HACIENDA PÚBLICA/PATRIMONIO | \$0.00 | \$2,911,767.77 | -\$2,336,464.43 | \$575,303.34 |



Universidad Politécnica de Bacalar
ESTADO DE QUINTANA ROO
Estado de Variaciones en la Hacienda Pública
Del 01/ene/2015 Al 31/jul./2015

Usu: supervisor
Rep: rptEstadoVariacionHacienda

Fecha y hora de Impresión 23/sep./2015 04:12 p. m.

| Concepto | Hacienda Publica/ Patrimonio Contribuido | Hacienda Publica/ Patrimonio Generado De Ejercicios Anteriores | Del Ejercicio | Ajustes por Cambios de Valor | Total* |
|----------|--|--|---------------|------------------------------|--------|
|----------|--|--|---------------|------------------------------|--------|

(21)
M. en A. N. Jorge Mario Baeza Ruiz
Jefe de Departamento de Recursos Financieros

M. en A. E. Alfonso Díaz Suárez
Secretario Administrativo

M. en A. D. Miguel Fernando de Jesús Pérez Cetina
Rector




Universidad Politécnica de Bacalar
ESTADO DE QUINTANA ROO
Estado de Flujos de Efectivo
Del 02/01/2015 Al 31/jul./2015

Usu: supervisor
Rep: rptEstadoFlujosEfectivo

Fecha y hora de Impresión | 23/sep./2015
04:15 p. m.

| | 2015 | 2014 |
|--|------------------------|---------------|
| FLUJOS DE EFECTIVO DE LAS ACTIVIDADES DE OPERACIÓN | | |
| ORIGEN | | |
| INGRESOS POR VENTAS DE BIENES | \$8,567,597.50 | \$0.00 |
| TRANSFERENCIAS, ASIGNACIONES, SUBSIDIOS Y OTRA AYUDAS | \$841,996.50 | \$0.00 |
| APLICACIÓN | \$7,725,601.00 | \$0.00 |
| SERVICIOS PERSONALES | \$11,010,923.61 | \$0.00 |
| MATERIALES Y SUMINISTRO | \$8,873,541.57 | \$0.00 |
| SERVICIOS GENERALES | \$405,604.39 | \$0.00 |
| SERVICIOS GENERALES | \$1,731,777.65 | \$0.00 |
| FLUJOS NETOS DE EFECTIVO POR ACTIVIDADES DE OPERACIÓN | -\$2,443,326.11 | \$0.00 |
| FLUJOS DE EFECTIVO DE LAS ACTIVIDADES DE INVERSIÓN | | |
| FLUJO DE EFECTIVO DE LAS ACTIVIDADES DE FINANCIAMIENTO | | |
| ORIGEN | | |
| OTROS ORÍGENES DE FINANCIAMIENTO | \$7,617,225.11 | \$0.00 |
| APLICACIÓN | \$7,617,225.11 | \$0.00 |
| OTRAS APLICACIONES DE FINANCIAMIENTO | \$5,778,366.08 | \$0.00 |
| FLUJOS NETOS DE EFECTIVO POR ACTIVIDADES DE FINANCIAMIENTO | \$1,838,859.03 | \$0.00 |
| INCREMENTO/DISMINUCIÓN NETA EN EL EFECTIVO Y EQUIVALENTES AL EFEC | -\$604,467.08 | \$0.00 |
| EFECTIVO Y EQUIVALENTES AL EFECTIVO AL INICIO DEL EJERCICIO | \$847,351.33 | \$0.00 |
| EFECTIVO Y EQUIVALENTES AL EFECTIVO AL FINAL DEL EJERCICIO | \$242,884.25 | \$0.00 |


M. en A.N. Jorge Mario Baeza Ruiz

Jefe de Departamento de Recursos Financieros


M. en A.D. Miguel Fernando de Jesús Pérez Cetina

Rector


M. en E. Alfonso Durán Suárez

Secretario Administrativo



Universidad Politécnica de Bacalar
ESTADO DE QUINTANA ROO
Estado Analítico de Ingresos Presupuestales
Al 31/jul./2015

Fecha y hora de Impresión | 23/sep./2015 | 04:48 p. m.

Usu. supervisor
 Rep: rptEstadoPresupuestoIngresos

| Fuente de Ingresos | | Ley de Ingresos Estimada | Ampliaciones / (Reducciones) | Ley de Ingresos Modificada | Ingresos Devengados | Ingresos Recaudados | Devengado Por Recaudar | Avance de Recaudación (Recaudación / Estimación) |
|---------------------------|--|---------------------------------|-------------------------------------|-----------------------------------|----------------------------|----------------------------|-------------------------------|---|
| 71 | INGRESOS POR VENTA DE BIENES Y SERVICIOS DE | | | | | | | |
| | Examen de Admisión | \$0.00 | \$0.00 | \$0.00 | \$934,596.50 | \$841,996.50 | \$92,600.00 | 0.00 % |
| | Inscripciones | \$0.00 | \$0.00 | \$0.00 | \$167,050.00 | \$154,700.00 | \$12,350.00 | 0.00 % |
| | Reinscripciones | \$0.00 | \$0.00 | \$0.00 | \$225,225.00 | \$155,775.00 | \$69,450.00 | 0.00 % |
| | Altas y Bajas | \$0.00 | \$0.00 | \$0.00 | \$453,546.50 | \$453,546.50 | \$0.00 | 0.00 % |
| | Constancia de Estudios | \$0.00 | \$0.00 | \$0.00 | \$3,675.00 | \$3,675.00 | \$0.00 | 0.00 % |
| | Asignatura de Regularización | \$0.00 | \$0.00 | \$0.00 | \$6,600.00 | \$5,300.00 | \$1,300.00 | 0.00 % |
| | Asignatura de Regularización | \$0.00 | \$0.00 | \$0.00 | \$78,500.00 | \$69,000.00 | \$9,500.00 | 0.00 % |
| 93 | SUBSIDIOS Y SUBVENCIONES | | | | | | | |
| | Subsidio Estatal | \$13,000,000.00 | \$592,086.00 | \$13,592,086.00 | \$8,031,911.00 | \$7,725,601.00 | \$306,310.00 | 56.83 % |
| | Capitulo 1000 (S.E.) | \$6,500,000.00 | \$296,043.00 | \$6,796,043.00 | \$4,760,861.00 | \$4,454,551.00 | \$306,310.00 | 65.54 % |
| | Capitulo 2000 (S.E.) | \$5,765,810.00 | \$295,041.00 | \$6,060,851.00 | \$3,786,396.00 | \$3,588,239.00 | \$198,157.00 | 59.20 % |
| | Capitulo 3000 (S.E.) | \$230,000.00 | \$0.00 | \$230,000.00 | \$679,351.00 | \$604,304.00 | \$75,047.00 | 262.74 % |
| | Subsidio Federal | \$504,190.00 | \$1,002.00 | \$505,192.00 | \$295,114.00 | \$262,008.00 | \$33,106.00 | 51.86 % |
| | Capitulo 1000 (S.F.) | \$6,500,000.00 | \$296,043.00 | \$6,796,043.00 | \$3,271,050.00 | \$3,271,050.00 | \$0.00 | 48.13 % |
| | Capitulo 2000 (S.F.) | \$5,826,994.00 | \$296,043.00 | \$6,123,037.00 | \$2,903,946.00 | \$2,903,946.00 | \$0.00 | 47.42 % |
| | Capitulo 3000 (S.F.) | \$210,832.00 | \$0.00 | \$210,832.00 | \$115,008.00 | \$115,008.00 | \$0.00 | 54.54 % |
| | Capitulo 3000 (S.F.) | \$462,174.00 | \$0.00 | \$462,174.00 | \$252,096.00 | \$252,096.00 | \$0.00 | 54.54 % |
| | Total | \$13,000,000.00 | \$592,086.00 | \$13,592,086.00 | \$8,966,507.50 | \$8,567,597.50 | \$398,910.00 | 65.96 % |

M. en A. Jorge Mario Baeza Ruiz
 Jefe de Departamento de Recursos Financieros

M. en A.D. Miguel Fernando de Jesus Pérez Cetina
 Rector

M. en C. Alfonso Durán Suárez
 Secretario Administrativo



Utr supervisor
Rep: rptEstadoPresupuestoEgresos

Universidad Politécnica de Bacalar

ESTADO DE QUINTANA ROO

Estado del Ejercicio del Presupuesto por Capítulo del Gasto Al 31/jul./2015

F. Financiamiento: 01

Fecha y hora de impresión: 23/sep./2015 04:59 p. m.

| Objeto del Gasto | Aprobado | Ampliaciones / (Reducciones) | Presupuesto Vigente | Presupuesto Disponible para Comprometer | | Devengado | Comprometido No Devengado | Presupuesto Sin Devengar | Ejercido | Pagado | Cuentas por Pagar Deuda |
|--|----------|------------------------------|---------------------|---|----------------|--------------|---------------------------|--------------------------|--------------|--------------|-------------------------|
| | | | | Comprometido | Disponibilidad | | | | | | |
| 2000 MATERIALES Y SUMINISTRO | \$0.00 | \$274,496.67 | \$274,496.67 | \$270,298.15 | \$4,198.52 | \$270,298.15 | \$0.00 | \$4,198.52 | \$270,298.15 | \$248,041.82 | \$22,256.33 |
| 2100 Materiales de administración, emisión de documentos y | \$0.00 | \$152,116.85 | \$152,116.85 | \$152,116.85 | \$0.00 | \$152,116.85 | \$0.00 | \$0.00 | \$152,116.85 | \$141,037.65 | \$11,079.20 |
| 2110 Materiales, útiles y equipos menores de oficina | \$0.00 | \$81,773.95 | \$81,773.95 | \$81,773.95 | \$0.00 | \$81,773.95 | \$0.00 | \$0.00 | \$81,773.95 | \$80,474.75 | \$1,299.20 |
| 2111 Papelería y consumibles de oficina | \$0.00 | \$64,930.75 | \$64,930.75 | \$64,930.75 | \$0.00 | \$64,930.75 | \$0.00 | \$0.00 | \$64,930.75 | \$64,930.75 | \$0.00 |
| 2112 Útiles, artículos y herramientas menores de oficina | \$0.00 | \$16,843.20 | \$16,843.20 | \$16,843.20 | \$0.00 | \$16,843.20 | \$0.00 | \$0.00 | \$16,843.20 | \$15,544.00 | \$1,299.20 |
| 2140 Materiales, útiles y equipos menores de tecnologías de li | \$0.00 | \$45,474.58 | \$45,474.58 | \$45,474.58 | \$0.00 | \$45,474.58 | \$0.00 | \$0.00 | \$45,474.58 | \$36,174.58 | \$9,300.00 |
| 2141 Material de limpieza y mantenimiento e insumos para eq | \$0.00 | \$45,474.58 | \$45,474.58 | \$45,474.58 | \$0.00 | \$45,474.58 | \$0.00 | \$0.00 | \$45,474.58 | \$36,174.58 | \$9,300.00 |
| 2150 Material impreso e información digital | \$0.00 | \$480.00 | \$480.00 | \$480.00 | \$0.00 | \$480.00 | \$0.00 | \$0.00 | \$480.00 | \$0.00 | \$480.00 |
| 2151 Publicaciones impresas | \$0.00 | \$480.00 | \$480.00 | \$480.00 | \$0.00 | \$480.00 | \$0.00 | \$0.00 | \$480.00 | \$0.00 | \$480.00 |
| 2160 Material de limpieza | \$0.00 | \$24,388.32 | \$24,388.32 | \$24,388.32 | \$0.00 | \$24,388.32 | \$0.00 | \$0.00 | \$24,388.32 | \$24,388.32 | \$0.00 |
| 2161 Material de limpieza | \$0.00 | \$24,388.32 | \$24,388.32 | \$24,388.32 | \$0.00 | \$24,388.32 | \$0.00 | \$0.00 | \$24,388.32 | \$24,388.32 | \$0.00 |
| 2200 ALIMENTOS Y UTENSILIOS | \$0.00 | \$7,783.08 | \$7,783.08 | \$7,783.08 | \$0.00 | \$7,783.08 | \$0.00 | \$0.00 | \$7,783.08 | \$1,179.70 | \$6,603.38 |
| 2210 Productos alimenticios para personas | \$0.00 | \$7,783.08 | \$7,783.08 | \$7,783.08 | \$0.00 | \$7,783.08 | \$0.00 | \$0.00 | \$7,783.08 | \$1,179.70 | \$6,603.38 |
| 2211 Alimentos para el personal institucional | \$0.00 | \$4,329.80 | \$4,329.80 | \$4,329.80 | \$0.00 | \$4,329.80 | \$0.00 | \$0.00 | \$4,329.80 | \$1,179.70 | \$3,150.10 |
| 2214 Alimentación de personas por el desarrollo de otros prog | \$0.00 | \$3,453.28 | \$3,453.28 | \$3,453.28 | \$0.00 | \$3,453.28 | \$0.00 | \$0.00 | \$3,453.28 | \$0.00 | \$3,453.28 |
| 2400 MATERIALES Y ARTICULOS DE CONSTRUCCIÓN Y I | \$0.00 | \$9,026.83 | \$9,026.83 | \$9,026.83 | \$0.00 | \$9,026.83 | \$0.00 | \$0.00 | \$9,026.83 | \$7,791.37 | \$1,235.46 |
| 2410 Productos minerales no metálicos | \$0.00 | \$177.02 | \$177.02 | \$177.02 | \$0.00 | \$177.02 | \$0.00 | \$0.00 | \$177.02 | \$0.00 | \$177.02 |
| 2411 Productos minerales no metálicos | \$0.00 | \$177.02 | \$177.02 | \$177.02 | \$0.00 | \$177.02 | \$0.00 | \$0.00 | \$177.02 | \$0.00 | \$177.02 |
| 2420 Cemento y productos de concreto | \$0.00 | \$205.00 | \$205.00 | \$205.00 | \$0.00 | \$205.00 | \$0.00 | \$0.00 | \$205.00 | \$0.00 | \$205.00 |
| 2421 Cemento y productos de concreto | \$0.00 | \$205.00 | \$205.00 | \$205.00 | \$0.00 | \$205.00 | \$0.00 | \$0.00 | \$205.00 | \$0.00 | \$205.00 |
| 2460 Material eléctrico y electrónico | \$0.00 | \$122.98 | \$122.98 | \$122.98 | \$0.00 | \$122.98 | \$0.00 | \$0.00 | \$122.98 | \$54.01 | \$68.97 |
| 2461 Material eléctrico y electrónico | \$0.00 | \$122.98 | \$122.98 | \$122.98 | \$0.00 | \$122.98 | \$0.00 | \$0.00 | \$122.98 | \$54.01 | \$68.97 |
| 2470 Artículos metálicos para la construcción | \$0.00 | \$1,575.19 | \$1,575.19 | \$1,575.19 | \$0.00 | \$1,575.19 | \$0.00 | \$0.00 | \$1,575.19 | \$790.72 | \$784.47 |
| 2471 Artículos metálicos para la construcción | \$0.00 | \$1,575.19 | \$1,575.19 | \$1,575.19 | \$0.00 | \$1,575.19 | \$0.00 | \$0.00 | \$1,575.19 | \$790.72 | \$784.47 |
| 2490 Otros materiales y artículos de construcción y reparación | \$0.00 | \$6,946.64 | \$6,946.64 | \$6,946.64 | \$0.00 | \$6,946.64 | \$0.00 | \$0.00 | \$6,946.64 | \$6,946.64 | \$0.00 |
| 2491 Otros materiales y artículos de construcción y reparación | \$0.00 | \$6,946.64 | \$6,946.64 | \$6,946.64 | \$0.00 | \$6,946.64 | \$0.00 | \$0.00 | \$6,946.64 | \$6,946.64 | \$0.00 |
| 2600 COMBUSTIBLES, LUBRICANTES Y ADITIVOS | \$0.00 | \$84,013.49 | \$84,013.49 | \$79,814.97 | \$4,198.52 | \$79,814.97 | \$0.00 | \$4,198.52 | \$79,814.97 | \$78,699.32 | \$1,115.65 |
| 2610 Combustibles, lubricantes y aditivos | \$0.00 | \$84,013.49 | \$84,013.49 | \$79,814.97 | \$4,198.52 | \$79,814.97 | \$0.00 | \$4,198.52 | \$79,814.97 | \$78,699.32 | \$1,115.65 |
| 2611 Combustibles | \$0.00 | \$75,898.52 | \$75,898.52 | \$71,700.00 | \$4,198.52 | \$71,700.00 | \$0.00 | \$4,198.52 | \$71,700.00 | \$71,700.00 | \$0.00 |
| 2612 Lubricantes y aditivos | \$0.00 | \$8,114.97 | \$8,114.97 | \$8,114.97 | \$0.00 | \$8,114.97 | \$0.00 | \$0.00 | \$8,114.97 | \$6,999.32 | \$1,115.65 |
| 2700 VESTUARIO, BLANCOS, PRENDAS DE PROTECCIÓN | \$0.00 | \$7,656.00 | \$7,656.00 | \$7,656.00 | \$0.00 | \$7,656.00 | \$0.00 | \$0.00 | \$7,656.00 | \$7,656.00 | \$0.00 |
| 2710 Vestuario y uniformes | \$0.00 | \$7,656.00 | \$7,656.00 | \$7,656.00 | \$0.00 | \$7,656.00 | \$0.00 | \$0.00 | \$7,656.00 | \$7,656.00 | \$0.00 |
| 2711 Vestuarios y uniformes | \$0.00 | \$7,656.00 | \$7,656.00 | \$7,656.00 | \$0.00 | \$7,656.00 | \$0.00 | \$0.00 | \$7,656.00 | \$7,656.00 | \$0.00 |
| 2900 HERRAMIENTAS, REFACCIONES Y ACCESORIOS M | \$0.00 | \$13,900.42 | \$13,900.42 | \$13,900.42 | \$0.00 | \$13,900.42 | \$0.00 | \$0.00 | \$13,900.42 | \$11,677.78 | \$2,222.64 |
| 2910 Herramientas menores | \$0.00 | \$451.67 | \$451.67 | \$451.67 | \$0.00 | \$451.67 | \$0.00 | \$0.00 | \$451.67 | \$451.67 | \$0.00 |

Universidad Politécnica de Bacalar
ESTADO DE QUINTANA ROO
Estado del Ejercicio del Presupuesto por Capítulo del Gasto Al 31/jul./2015
F. Financiamiento: 01

Fecha y 23/sep./2015
 hora de Impresión 04:59 p. m.

Utr. supervisor
 Rep. rptEstadoPresupuestoEgresos

| Objeto del Gasto | Aprobado | Ampliaciones / (reducciones) | Presupuesto Vigente | Comprometido | Presupuesto Disponible para | | Devengado | Comprometido No Devengado | Presupuesto Sin Devengar | Ejercido | Pagado | Cuentas por Pagar Deuda |
|---|---------------|------------------------------|-----------------------|-----------------------|-----------------------------|--------------------|-----------------------|---------------------------|--------------------------|-----------------------|-----------------------|-------------------------|
| | | | | | Comprometer | Comprometer | | | | | | |
| 2911 Herramientas menores | \$0.00 | \$451.67 | \$451.67 | \$451.67 | \$0.00 | \$0.00 | \$451.67 | \$0.00 | \$0.00 | \$451.67 | \$451.67 | \$0.00 |
| 2960 Refacciones y accesorios menores de equipo de transpo | \$0.00 | \$12,845.55 | \$12,845.55 | \$12,845.55 | \$0.00 | \$0.00 | \$12,845.55 | \$0.00 | \$0.00 | \$12,845.55 | \$10,622.91 | \$2,222.64 |
| 2961 Refacciones y accesorios menores de equipo de transpo | \$0.00 | \$12,845.55 | \$12,845.55 | \$12,845.55 | \$0.00 | \$0.00 | \$12,845.55 | \$0.00 | \$0.00 | \$12,845.55 | \$10,622.91 | \$2,222.64 |
| 2980 Refacciones y accesorios menores de maquinaria y otro | \$0.00 | \$603.20 | \$603.20 | \$603.20 | \$0.00 | \$0.00 | \$603.20 | \$0.00 | \$0.00 | \$603.20 | \$603.20 | \$0.00 |
| 2981 Refacciones y accesorios menores de maquinaria y otro | \$0.00 | \$603.20 | \$603.20 | \$603.20 | \$0.00 | \$0.00 | \$603.20 | \$0.00 | \$0.00 | \$603.20 | \$603.20 | \$0.00 |
| 3000 SERVICIOS GENERALES | \$0.00 | \$1,326,693.71 | \$1,326,693.71 | \$1,305,928.44 | \$20,765.27 | \$20,765.27 | \$1,305,928.44 | \$0.00 | \$20,765.27 | \$1,305,928.44 | \$1,099,888.23 | \$206,040.21 |
| SERVICIOS BÁSICOS | \$0.00 | \$70,997.21 | \$70,997.21 | \$70,997.21 | \$0.00 | \$0.00 | \$70,997.21 | \$0.00 | \$0.00 | \$70,997.21 | \$57,356.82 | \$13,640.39 |
| 3110 Energía eléctrica | \$0.00 | \$26,267.82 | \$26,267.82 | \$26,267.82 | \$0.00 | \$0.00 | \$26,267.82 | \$0.00 | \$0.00 | \$26,267.82 | \$26,267.82 | \$0.00 |
| 3111 Energía eléctrica | \$0.00 | \$26,267.82 | \$26,267.82 | \$26,267.82 | \$0.00 | \$0.00 | \$26,267.82 | \$0.00 | \$0.00 | \$26,267.82 | \$26,267.82 | \$0.00 |
| 3140 Telefonía Tradicional | \$0.00 | \$13,596.00 | \$13,596.00 | \$13,596.00 | \$0.00 | \$0.00 | \$13,596.00 | \$0.00 | \$0.00 | \$13,596.00 | \$13,596.00 | \$0.00 |
| 3141 Telefonía tradicional | \$0.00 | \$13,596.00 | \$13,596.00 | \$13,596.00 | \$0.00 | \$0.00 | \$13,596.00 | \$0.00 | \$0.00 | \$13,596.00 | \$13,596.00 | \$0.00 |
| 3150 Telefonía celular | \$0.00 | \$4,742.71 | \$4,742.71 | \$4,742.71 | \$0.00 | \$0.00 | \$4,742.71 | \$0.00 | \$0.00 | \$4,742.71 | \$1,601.00 | \$3,141.71 |
| 3151 Telefonía celular | \$0.00 | \$4,742.71 | \$4,742.71 | \$4,742.71 | \$0.00 | \$0.00 | \$4,742.71 | \$0.00 | \$0.00 | \$4,742.71 | \$1,601.00 | \$3,141.71 |
| 3170 Servicios de acceso a internet, redes y procesamiento de | \$0.00 | \$26,390.68 | \$26,390.68 | \$26,390.68 | \$0.00 | \$0.00 | \$26,390.68 | \$0.00 | \$0.00 | \$26,390.68 | \$15,892.00 | \$10,498.68 |
| 3171 Servicio de internet y redes | \$0.00 | \$26,390.68 | \$26,390.68 | \$26,390.68 | \$0.00 | \$0.00 | \$26,390.68 | \$0.00 | \$0.00 | \$26,390.68 | \$15,892.00 | \$10,498.68 |
| 3200 SERVICIOS DE ARRENDAMIENTO | \$0.00 | \$139,402.96 | \$139,402.96 | \$139,402.96 | \$0.00 | \$0.00 | \$139,402.96 | \$0.00 | \$0.00 | \$139,402.96 | \$83,459.96 | \$55,943.00 |
| 3230 Arrendamiento de mobiliario y equipo de administración, | \$0.00 | \$80,780.00 | \$80,780.00 | \$80,780.00 | \$0.00 | \$0.00 | \$80,780.00 | \$0.00 | \$0.00 | \$80,780.00 | \$38,920.00 | \$41,860.00 |
| 3231 Arrendamiento de mobiliario y equipo de administración, | \$0.00 | \$80,780.00 | \$80,780.00 | \$80,780.00 | \$0.00 | \$0.00 | \$80,780.00 | \$0.00 | \$0.00 | \$80,780.00 | \$38,920.00 | \$41,860.00 |
| 3260 Arrendamiento de maquinaria, otros equipos y herramier | \$0.00 | \$19,836.00 | \$19,836.00 | \$19,836.00 | \$0.00 | \$0.00 | \$19,836.00 | \$0.00 | \$0.00 | \$19,836.00 | \$11,136.00 | \$8,700.00 |
| 3261 Arrendamiento de maquinaria, otros equipos y herramier | \$0.00 | \$19,836.00 | \$19,836.00 | \$19,836.00 | \$0.00 | \$0.00 | \$19,836.00 | \$0.00 | \$0.00 | \$19,836.00 | \$11,136.00 | \$8,700.00 |
| 3290 Otros arrendamientos | \$0.00 | \$38,786.96 | \$38,786.96 | \$38,786.96 | \$0.00 | \$0.00 | \$38,786.96 | \$0.00 | \$0.00 | \$38,786.96 | \$33,403.96 | \$5,383.00 |
| 3291 Otros arrendamientos | \$0.00 | \$38,786.96 | \$38,786.96 | \$38,786.96 | \$0.00 | \$0.00 | \$38,786.96 | \$0.00 | \$0.00 | \$38,786.96 | \$33,403.96 | \$5,383.00 |
| 3300 SERVICIOS PROFESIONALES, CIENTÍFICOS, TÉCNI | \$0.00 | \$415,061.43 | \$415,061.43 | \$415,061.43 | \$0.00 | \$0.00 | \$415,061.43 | \$0.00 | \$0.00 | \$415,061.43 | \$346,297.79 | \$68,763.64 |
| 3330 Servicios de consultoría administrativa, procesos, técnic | \$0.00 | \$4,993.80 | \$4,993.80 | \$4,993.80 | \$0.00 | \$0.00 | \$4,993.80 | \$0.00 | \$0.00 | \$4,993.80 | \$4,993.80 | \$0.00 |
| 3331 Servicios de consultoría administrativa y científica | \$0.00 | \$4,993.80 | \$4,993.80 | \$4,993.80 | \$0.00 | \$0.00 | \$4,993.80 | \$0.00 | \$0.00 | \$4,993.80 | \$4,993.80 | \$0.00 |
| 3340 Servicios de capacitación | \$0.00 | \$27,742.47 | \$27,742.47 | \$27,742.47 | \$0.00 | \$0.00 | \$27,742.47 | \$0.00 | \$0.00 | \$27,742.47 | \$27,742.47 | \$0.00 |
| 3341 Servicios de capacitación | \$0.00 | \$27,742.47 | \$27,742.47 | \$27,742.47 | \$0.00 | \$0.00 | \$27,742.47 | \$0.00 | \$0.00 | \$27,742.47 | \$27,742.47 | \$0.00 |
| 3360 Servicios de apoyo administrativo, traducción, fotocopi | \$0.00 | \$334,745.16 | \$334,745.16 | \$334,745.16 | \$0.00 | \$0.00 | \$334,745.16 | \$0.00 | \$0.00 | \$334,745.16 | \$278,791.52 | \$55,953.64 |
| 3361 Servicios de apoyo administrativo y secretarial | \$0.00 | \$8,874.00 | \$8,874.00 | \$8,874.00 | \$0.00 | \$0.00 | \$8,874.00 | \$0.00 | \$0.00 | \$8,874.00 | \$8,874.00 | \$0.00 |
| 3363 Servicios de elaboración e impresión de documentos | \$0.00 | \$325,871.16 | \$325,871.16 | \$325,871.16 | \$0.00 | \$0.00 | \$325,871.16 | \$0.00 | \$0.00 | \$325,871.16 | \$268,917.52 | \$55,953.64 |
| 3390 Servicios profesionales, científicos y técnicos integrales | \$0.00 | \$47,580.00 | \$47,580.00 | \$47,580.00 | \$0.00 | \$0.00 | \$47,580.00 | \$0.00 | \$0.00 | \$47,580.00 | \$34,770.00 | \$12,810.00 |
| 3391 Servicios profesionales, científicos y técnicos integrales | \$0.00 | \$47,580.00 | \$47,580.00 | \$47,580.00 | \$0.00 | \$0.00 | \$47,580.00 | \$0.00 | \$0.00 | \$47,580.00 | \$34,770.00 | \$12,810.00 |
| 3400 SERVICIOS FINANCIEROS, BANCARIOS Y COMERC | \$0.00 | \$46,956.96 | \$46,956.96 | \$46,956.96 | \$0.00 | \$0.00 | \$46,956.96 | \$0.00 | \$0.00 | \$46,956.96 | \$44,938.56 | \$2,018.40 |
| 3410 Servicios financieros y bancarios | \$0.00 | \$7,141.12 | \$7,141.12 | \$7,141.12 | \$0.00 | \$0.00 | \$7,141.12 | \$0.00 | \$0.00 | \$7,141.12 | \$7,141.12 | \$0.00 |
| 3411 Servicios financieros y bancarios | \$0.00 | \$7,141.12 | \$7,141.12 | \$7,141.12 | \$0.00 | \$0.00 | \$7,141.12 | \$0.00 | \$0.00 | \$7,141.12 | \$7,141.12 | \$0.00 |



Ubr. supervisor
Rep. rptEstadoPresupuestoEgresos

Universidad Politécnica de Bacalar
ESTADO DE QUINTANA ROO
Estado del Ejercicio del Presupuesto por Capítulo del Gasto Al 31/jul./2015
F. Financiamiento: 01

Fecha y 23/sep./2015
hora de Impresión 04:59 p. m.

| Objeto del Gasto | Aprobado (Reducciones) | Presupuesto Vigente | | Presupuesto Disponible para Comprometer | Devengado | Comprometido No Devengado | Presupuesto Sin Devenegar | Ejercicio | Pagado | Cuentas por Pagar Deuda |
|--|------------------------|------------------------------|--------------|---|--------------|---------------------------|---------------------------|--------------|--------------|-------------------------|
| | | Ampliaciones / (Reducciones) | Comprometido | | | | | | | |
| 3450 Seguro de bienes patrimoniales | \$0.00 | \$35,477.44 | \$35,477.44 | \$0.00 | \$35,477.44 | \$0.00 | \$0.00 | \$35,477.44 | \$35,477.44 | \$0.00 |
| 3451 Seguro de bienes patrimoniales | \$0.00 | \$35,477.44 | \$35,477.44 | \$0.00 | \$35,477.44 | \$0.00 | \$0.00 | \$35,477.44 | \$35,477.44 | \$0.00 |
| 3470 Fletes y manobras | \$0.00 | \$4,338.40 | \$4,338.40 | \$0.00 | \$4,338.40 | \$0.00 | \$0.00 | \$4,338.40 | \$2,320.00 | \$2,018.40 |
| 3471 Fletes y manobras | \$0.00 | \$4,338.40 | \$4,338.40 | \$0.00 | \$4,338.40 | \$0.00 | \$0.00 | \$4,338.40 | \$2,320.00 | \$2,018.40 |
| 3500 SERVICIOS DE INSTALACIÓN, REPARACIÓN, MANTI | \$0.00 | \$316,822.67 | \$316,822.67 | \$0.00 | \$316,822.67 | \$0.00 | \$0.00 | \$316,822.67 | \$284,180.27 | \$32,642.40 |
| 3510 Conservación y mantenimiento menor de inmuebles | \$0.00 | \$270,952.48 | \$270,952.48 | \$0.00 | \$270,952.48 | \$0.00 | \$0.00 | \$270,952.48 | \$239,632.48 | \$31,320.00 |
| 3511 Conservación y mantenimiento menor de inmuebles | \$0.00 | \$270,952.48 | \$270,952.48 | \$0.00 | \$270,952.48 | \$0.00 | \$0.00 | \$270,952.48 | \$239,632.48 | \$31,320.00 |
| 3530 Instalación, reparación y mantenimiento de equipo de có | \$0.00 | \$3,000.00 | \$3,000.00 | \$0.00 | \$3,000.00 | \$0.00 | \$0.00 | \$3,000.00 | \$3,000.00 | \$0.00 |
| 3531 Instalación, reparación y mantenimiento de equipo de có | \$0.00 | \$3,000.00 | \$3,000.00 | \$0.00 | \$3,000.00 | \$0.00 | \$0.00 | \$3,000.00 | \$3,000.00 | \$0.00 |
| 3550 Reparación y mantenimiento de equipo de transporte | \$0.00 | \$42,870.19 | \$42,870.19 | \$0.00 | \$42,870.19 | \$0.00 | \$0.00 | \$42,870.19 | \$41,547.79 | \$1,322.40 |
| 3551 Reparación y mantenimiento de equipo de transporte | \$0.00 | \$42,870.19 | \$42,870.19 | \$0.00 | \$42,870.19 | \$0.00 | \$0.00 | \$42,870.19 | \$41,547.79 | \$1,322.40 |
| 3600 SERVICIOS DE COMUNICACIÓN SOCIAL Y PUBLICI | \$0.00 | \$106,533.60 | \$106,533.60 | \$0.00 | \$106,533.60 | \$0.00 | \$90.10 | \$106,533.60 | \$106,533.60 | \$0.00 |
| 3610 Difusión por radio, televisión y otros medios de mensaj | \$0.00 | \$46,400.00 | \$46,400.00 | \$0.00 | \$46,400.00 | \$0.00 | \$0.00 | \$46,400.00 | \$46,400.00 | \$0.00 |
| 3611 Difusión por radio, televisión y otros medios de mensaj | \$0.00 | \$46,400.00 | \$46,400.00 | \$0.00 | \$46,400.00 | \$0.00 | \$0.00 | \$46,400.00 | \$46,400.00 | \$0.00 |
| 3620 Difusión por radio, televisión y otros medios de mensaj | \$0.00 | \$43,829.65 | \$43,829.65 | \$0.00 | \$43,739.55 | \$0.00 | \$90.10 | \$43,739.55 | \$43,739.55 | \$0.00 |
| 3622 Artículos promocionales | \$0.00 | \$43,829.65 | \$43,829.65 | \$0.00 | \$43,739.55 | \$0.00 | \$90.10 | \$43,739.55 | \$43,739.55 | \$0.00 |
| 3641 Servicios de revelado de fotografías | \$0.00 | \$16,394.05 | \$16,394.05 | \$0.00 | \$16,394.05 | \$0.00 | \$0.00 | \$16,394.05 | \$16,394.05 | \$0.00 |
| 3641 Servicios de revelado o impresión de fotografías | \$0.00 | \$16,394.05 | \$16,394.05 | \$0.00 | \$16,394.05 | \$0.00 | \$0.00 | \$16,394.05 | \$16,394.05 | \$0.00 |
| 3700 Servicios de traslados y viáticos | \$0.00 | \$142,013.76 | \$142,013.76 | \$0.00 | \$142,013.76 | \$0.00 | \$0.28 | \$142,013.76 | \$117,033.57 | \$24,979.91 |
| 3710 Pasajes aéreos | \$0.00 | \$100,915.76 | \$100,915.76 | \$0.00 | \$100,915.76 | \$0.00 | \$0.28 | \$100,915.76 | \$87,310.57 | \$13,604.91 |
| 3711 Pasajes aéreos nacionales | \$0.00 | \$100,723.76 | \$100,723.76 | \$0.00 | \$100,723.76 | \$0.00 | \$0.28 | \$100,723.76 | \$87,310.57 | \$13,412.91 |
| 3712 Pasajes aéreos internacionales | \$0.00 | \$192.00 | \$192.00 | \$0.00 | \$192.00 | \$0.00 | \$0.00 | \$192.00 | \$0.00 | \$192.00 |
| 3720 Pasajes terrestres | \$0.00 | \$1,898.00 | \$1,898.00 | \$0.00 | \$1,898.00 | \$0.00 | \$0.00 | \$1,898.00 | \$1,523.00 | \$375.00 |
| 3721 Pasajes terrestres nacionales | \$0.00 | \$1,898.00 | \$1,898.00 | \$0.00 | \$1,898.00 | \$0.00 | \$0.00 | \$1,898.00 | \$1,523.00 | \$375.00 |
| 3750 Viáticos en el país | \$0.00 | \$39,200.00 | \$39,200.00 | \$0.00 | \$39,200.00 | \$0.00 | \$0.00 | \$39,200.00 | \$39,200.00 | \$0.00 |
| 3751 Viáticos en el país | \$0.00 | \$39,200.00 | \$39,200.00 | \$0.00 | \$39,200.00 | \$0.00 | \$0.00 | \$39,200.00 | \$39,200.00 | \$0.00 |
| 3900 OTROS SERVICIOS GENERALES | \$0.00 | \$88,815.02 | \$88,815.02 | \$0.00 | \$68,140.13 | \$0.00 | \$20,674.89 | \$68,140.13 | \$60,087.66 | \$8,052.47 |
| 3920 Impuestos y derechos | \$0.00 | \$8,006.00 | \$8,006.00 | \$0.00 | \$8,006.00 | \$0.00 | \$0.00 | \$8,006.00 | \$8,006.00 | \$0.00 |
| 3921 Impuestos y derechos | \$0.00 | \$8,006.00 | \$8,006.00 | \$0.00 | \$8,006.00 | \$0.00 | \$0.00 | \$8,006.00 | \$8,006.00 | \$0.00 |
| 3980 Impuesto sobre nóminas y otros que se deriven de una n | \$0.00 | \$59,083.24 | \$59,083.24 | \$0.00 | \$39,902.32 | \$0.00 | \$19,180.92 | \$39,902.32 | \$39,902.32 | \$0.00 |
| 3981 Impuesto sobre nóminas (3%) | \$0.00 | \$59,083.24 | \$59,083.24 | \$0.00 | \$39,902.32 | \$0.00 | \$19,180.92 | \$39,902.32 | \$39,902.32 | \$0.00 |
| 3990 Otros servicios generales | \$0.00 | \$21,725.78 | \$21,725.78 | \$0.00 | \$20,231.81 | \$0.00 | \$1,493.97 | \$20,231.81 | \$12,179.34 | \$8,052.47 |
| 3992 Transportación por atención a terceros | \$0.00 | \$6,000.33 | \$6,000.33 | \$0.00 | \$6,000.33 | \$0.00 | \$0.00 | \$6,000.33 | \$1,067.39 | \$4,932.94 |
| 3993 Hospedaje por atención a terceros | \$0.00 | \$4,726.03 | \$4,726.03 | \$0.00 | \$4,726.03 | \$0.00 | \$0.00 | \$4,726.03 | \$1,606.50 | \$3,119.53 |
| 3994 Alimentación por atención a terceros | \$0.00 | \$10,999.42 | \$10,999.42 | \$0.00 | \$9,505.45 | \$0.00 | \$1,493.97 | \$9,505.45 | \$9,505.45 | \$0.00 |

Universidad Politécnica de Bacalar
ESTADO DE QUINTANA ROO

Estado del Ejercicio del Presupuesto por Capítulo del Gasto Al 31/jul./2015

F. Financiamiento: 01

| Objeto del Gasto | Aprobado | Ampliaciones / Reducciones | Presupuesto Vigente | Comprometido | Presupuesto Disponible para Comprometer | Devengado | Comprometido No Devengado | Presupuesto Sin Devengar | Ejercido | Pagado | Cuentas por Pagar Deuda |
|------------------|---------------|----------------------------|-----------------------|-----------------------|---|-----------------------|---------------------------|--------------------------|-----------------------|-----------------------|-------------------------|
| | | | | | | | | | | | |
| Total | \$0.00 | \$1,601,190.38 | \$1,601,190.38 | \$1,576,226.59 | \$24,963.79 | \$1,576,226.59 | \$0.00 | \$24,963.79 | \$1,576,226.59 | \$1,347,830.05 | \$228,296.54 |

M. en A.N. Jorge Mario Baeza Ruiz
 Jefe de Departamento de Recursos Financieros

M. en A.D. Miguel Fernando Pérez Cédina
 Rector

M. en A.D. Fabian Sebastián Suárez
 Secretario Administrativo

| Objeto del Gasto | Aprobado | Ampliaciones / (Reducciones) | Presupuesto Vigente | Comprometido | Presupuesto Disponible para Comprometer | | Devengado | Comprometido No Devengado | Presupuesto Sin Devenegar | Ejercido | Pagado | Cuentas por Pagar Deuda |
|--|----------------|------------------------------|---------------------|----------------|---|----------------|----------------|---------------------------|---------------------------|----------------|----------------|-------------------------|
| | | | | | Comprometido | Disponibles | | | | | | |
| 1000 SERVICIOS PERSONALES | \$5,765,810.00 | \$1,832,618.17 | \$7,598,428.17 | \$5,057,316.57 | \$2,541,111.60 | \$2,541,111.60 | \$5,057,316.57 | \$0.00 | \$2,541,111.60 | \$5,057,316.57 | \$5,057,316.57 | \$0.00 |
| 1100 REMUNERACIONES AL PERSONAL DE CARACTER F | \$5,765,810.00 | -\$2,441,088.91 | \$3,324,721.09 | \$785,767.00 | \$2,538,954.09 | \$2,538,954.09 | \$785,767.00 | \$0.00 | \$2,538,954.09 | \$785,767.00 | \$785,767.00 | \$0.00 |
| 1110 Dietas | \$0.00 | \$344.09 | \$344.09 | \$0.00 | \$344.09 | \$344.09 | \$0.00 | \$0.00 | \$344.09 | \$0.00 | \$0.00 | \$0.00 |
| 1111 Dietas de legisladores estatales | \$0.00 | \$344.09 | \$344.09 | \$0.00 | \$344.09 | \$344.09 | \$0.00 | \$0.00 | \$344.09 | \$0.00 | \$0.00 | \$0.00 |
| 1130 Sueldos base al personal permanente | \$5,765,810.00 | -\$2,441,433.00 | \$3,324,377.00 | \$785,767.00 | \$2,538,610.00 | \$2,538,610.00 | \$785,767.00 | \$0.00 | \$2,538,610.00 | \$785,767.00 | \$785,767.00 | \$0.00 |
| 1131 Sueldos base al personal de confianza | \$5,765,810.00 | -\$2,441,433.00 | \$3,324,377.00 | \$785,767.00 | \$2,538,610.00 | \$2,538,610.00 | \$785,767.00 | \$0.00 | \$2,538,610.00 | \$785,767.00 | \$785,767.00 | \$0.00 |
| 1200 Remuneraciones al personal de carácter transitorio | \$0.00 | \$2,205,885.82 | \$2,205,885.82 | \$2,205,885.82 | \$0.00 | \$2,205,885.82 | \$2,205,885.82 | \$0.00 | \$0.00 | \$2,205,885.82 | \$2,205,885.82 | \$0.00 |
| 1210 Honorarios asimilables a salarios | \$0.00 | \$2,205,885.82 | \$2,205,885.82 | \$2,205,885.82 | \$0.00 | \$2,205,885.82 | \$2,205,885.82 | \$0.00 | \$0.00 | \$2,205,885.82 | \$2,205,885.82 | \$0.00 |
| 1211 Honorarios asimilables a salarios | \$0.00 | \$2,205,885.82 | \$2,205,885.82 | \$2,205,885.82 | \$0.00 | \$2,205,885.82 | \$2,205,885.82 | \$0.00 | \$0.00 | \$2,205,885.82 | \$2,205,885.82 | \$0.00 |
| 1300 REMUNERACIONES ADICIONALES Y ESPECIALES | \$0.00 | \$1,313,159.78 | \$1,313,159.78 | \$1,313,159.78 | \$0.00 | \$1,313,159.78 | \$1,313,159.78 | \$0.00 | \$0.00 | \$1,313,159.78 | \$1,313,159.78 | \$0.00 |
| 1310 Primes por años de servicio efectivos prestados | \$0.00 | \$1,066.28 | \$1,066.28 | \$1,066.28 | \$0.00 | \$1,066.28 | \$1,066.28 | \$0.00 | \$0.00 | \$1,066.28 | \$1,066.28 | \$0.00 |
| 1312 Prima de antigüedad | \$0.00 | \$1,066.28 | \$1,066.28 | \$1,066.28 | \$0.00 | \$1,066.28 | \$1,066.28 | \$0.00 | \$0.00 | \$1,066.28 | \$1,066.28 | \$0.00 |
| 1320 Primes de vacaciones, dominical y gratificación de fin de | \$0.00 | \$208,554.95 | \$208,554.95 | \$208,554.95 | \$0.00 | \$208,554.95 | \$208,554.95 | \$0.00 | \$0.00 | \$208,554.95 | \$208,554.95 | \$0.00 |
| 1321 Prestaciones de fin de año en efectivo | \$0.00 | \$801.04 | \$801.04 | \$801.04 | \$0.00 | \$801.04 | \$801.04 | \$0.00 | \$0.00 | \$801.04 | \$801.04 | \$0.00 |
| 1322 Prima vacacional | \$0.00 | \$207,753.91 | \$207,753.91 | \$207,753.91 | \$0.00 | \$207,753.91 | \$207,753.91 | \$0.00 | \$0.00 | \$207,753.91 | \$207,753.91 | \$0.00 |
| 1340 Compensaciones | \$0.00 | \$1,103,538.55 | \$1,103,538.55 | \$1,103,538.55 | \$0.00 | \$1,103,538.55 | \$1,103,538.55 | \$0.00 | \$0.00 | \$1,103,538.55 | \$1,103,538.55 | \$0.00 |
| 1342 Compensación por servicios al personal de confianza | \$0.00 | \$1,103,538.55 | \$1,103,538.55 | \$1,103,538.55 | \$0.00 | \$1,103,538.55 | \$1,103,538.55 | \$0.00 | \$0.00 | \$1,103,538.55 | \$1,103,538.55 | \$0.00 |
| 1400 SEGURIDAD SOCIAL | \$0.00 | \$316,206.66 | \$316,206.66 | \$316,206.66 | \$2,157.51 | \$2,157.51 | \$314,049.15 | \$0.00 | \$2,157.51 | \$314,049.15 | \$314,049.15 | \$0.00 |
| 1410 Aportaciones de seguridad social | \$0.00 | \$157,584.20 | \$157,584.20 | \$157,584.20 | \$2,157.51 | \$2,157.51 | \$155,426.69 | \$0.00 | \$2,157.51 | \$155,426.69 | \$155,426.69 | \$0.00 |
| 1411 Aportaciones al ISSSTE | \$0.00 | \$157,584.20 | \$157,584.20 | \$157,584.20 | \$2,157.51 | \$2,157.51 | \$155,426.69 | \$0.00 | \$2,157.51 | \$155,426.69 | \$155,426.69 | \$0.00 |
| 1420 Aportaciones a fondos de vivienda | \$0.00 | \$77,947.15 | \$77,947.15 | \$77,947.15 | \$0.00 | \$77,947.15 | \$77,947.15 | \$0.00 | \$0.00 | \$77,947.15 | \$77,947.15 | \$0.00 |
| 1421 Cuotas al FOVISSSTE | \$0.00 | \$77,947.15 | \$77,947.15 | \$77,947.15 | \$0.00 | \$77,947.15 | \$77,947.15 | \$0.00 | \$0.00 | \$77,947.15 | \$77,947.15 | \$0.00 |
| 1430 Aportaciones al sistema para el retiro | \$0.00 | \$80,675.31 | \$80,675.31 | \$80,675.31 | \$0.00 | \$80,675.31 | \$80,675.31 | \$0.00 | \$0.00 | \$80,675.31 | \$80,675.31 | \$0.00 |
| 1431 Sistema de ahorro para el retiro | \$0.00 | \$80,675.31 | \$80,675.31 | \$80,675.31 | \$0.00 | \$80,675.31 | \$80,675.31 | \$0.00 | \$0.00 | \$80,675.31 | \$80,675.31 | \$0.00 |
| 1500 OTRAS PRESTACIONES SOCIALES Y ECONOMICAS | \$0.00 | \$438,454.82 | \$438,454.82 | \$438,454.82 | \$0.00 | \$438,454.82 | \$438,454.82 | \$0.00 | \$0.00 | \$438,454.82 | \$438,454.82 | \$0.00 |
| 1520 Indemnizaciones | \$0.00 | \$43,744.82 | \$43,744.82 | \$43,744.82 | \$0.00 | \$43,744.82 | \$43,744.82 | \$0.00 | \$0.00 | \$43,744.82 | \$43,744.82 | \$0.00 |
| 1521 Indemnizaciones | \$0.00 | \$43,744.82 | \$43,744.82 | \$43,744.82 | \$0.00 | \$43,744.82 | \$43,744.82 | \$0.00 | \$0.00 | \$43,744.82 | \$43,744.82 | \$0.00 |
| 1540 Prestaciones contractuales | \$0.00 | \$345,710.00 | \$345,710.00 | \$345,710.00 | \$0.00 | \$345,710.00 | \$345,710.00 | \$0.00 | \$0.00 | \$345,710.00 | \$345,710.00 | \$0.00 |
| 1541 Canasta básica, ayuda para despensa | \$0.00 | \$87,480.00 | \$87,480.00 | \$87,480.00 | \$0.00 | \$87,480.00 | \$87,480.00 | \$0.00 | \$0.00 | \$87,480.00 | \$87,480.00 | \$0.00 |
| 1542 Ayuda para renta y apoyo de vivienda | \$0.00 | \$258,230.00 | \$258,230.00 | \$258,230.00 | \$0.00 | \$258,230.00 | \$258,230.00 | \$0.00 | \$0.00 | \$258,230.00 | \$258,230.00 | \$0.00 |
| 1580 Otras prestaciones sociales y económicas | \$0.00 | \$49,000.00 | \$49,000.00 | \$49,000.00 | \$0.00 | \$49,000.00 | \$49,000.00 | \$0.00 | \$0.00 | \$49,000.00 | \$49,000.00 | \$0.00 |
| 1583 Otras prestaciones económicas y sociales | \$0.00 | \$49,000.00 | \$49,000.00 | \$49,000.00 | \$0.00 | \$49,000.00 | \$49,000.00 | \$0.00 | \$0.00 | \$49,000.00 | \$49,000.00 | \$0.00 |
| 2000 MATERIALES Y SUMINISTRO | \$230,000.00 | \$96,980.20 | \$326,980.20 | \$169,730.14 | \$157,250.06 | \$157,250.06 | \$169,730.14 | \$0.00 | \$157,250.06 | \$169,730.14 | \$157,562.57 | \$12,167.57 |
| 2100 Materiales de administración, emisión de documentos y | \$230,000.00 | -\$16,881.42 | \$213,118.58 | \$55,868.48 | \$157,250.10 | \$157,250.10 | \$55,868.48 | \$0.00 | \$157,250.10 | \$55,868.48 | \$45,930.22 | \$9,938.26 |
| 2110 Materiales, útiles y equipos menores de oficina | \$230,000.00 | -\$52,425.90 | \$177,574.10 | \$20,324.00 | \$157,250.10 | \$157,250.10 | \$20,324.00 | \$0.00 | \$157,250.10 | \$20,324.00 | \$18,817.54 | \$1,506.46 |



Utr. supervisor
Rep. rptEstadoPresupuestoEgresos

Universidad Politécnica de Bacalar
ESTADO DE QUINTANA ROO
Estado del Ejercicio del Presupuesto por Capítulo del Gasto Al 31/jul./2015
F. Financiamiento: 02

Fecha y hora de Impresión | 23/sep./2015 | 05:00 p. m.

| Objeto del Gasto | Aprobado | Ampliaciones / (Reducciones) | Presupuesto Vigente | Comprometido | Presupuesto Disponible para Comprometer | | Devengado | Comprometido No Devengado | Presupuesto Sin Devenegar | Ejercido | Pagado | Cuentas por Pagar Deuda |
|--|--------------|------------------------------|---------------------|--------------|---|---------------|-------------|---------------------------|---------------------------|-------------|-------------|-------------------------|
| | | | | | Disponible para Comprometer | Sin Devenegar | | | | | | |
| 2111 Papelería y consumibles de oficina | \$230,000.00 | -\$55,269.39 | \$174,730.61 | \$17,480.51 | \$157,250.10 | \$17,480.51 | \$17,480.51 | \$0.00 | \$157,250.10 | \$17,480.51 | \$16,723.55 | \$756.96 |
| 2112 Útiles, artículos y herramientas menores de oficina | \$0.00 | \$2,843.49 | \$2,843.49 | \$2,843.49 | \$0.00 | \$2,843.49 | \$2,843.49 | \$0.00 | \$0.00 | \$2,843.49 | \$2,093.99 | \$749.50 |
| 2120 Materiales y útiles de impresión y reproducción | \$0.00 | \$350.00 | \$350.00 | \$350.00 | \$0.00 | \$350.00 | \$350.00 | \$0.00 | \$0.00 | \$350.00 | \$0.00 | \$350.00 |
| 2121 Materiales y útiles de impresión y reproducción | \$0.00 | \$350.00 | \$350.00 | \$350.00 | \$0.00 | \$350.00 | \$350.00 | \$0.00 | \$0.00 | \$350.00 | \$0.00 | \$350.00 |
| 2140 Materiales, útiles y equipos menores de tecnologías de la información | \$0.00 | \$13,568.12 | \$13,568.12 | \$13,568.12 | \$0.00 | \$13,568.12 | \$13,568.12 | \$0.00 | \$0.00 | \$13,568.12 | \$8,019.12 | \$5,549.00 |
| 2141 Material de limpieza y mantenimiento e insumos para eq | \$0.00 | \$13,568.12 | \$13,568.12 | \$13,568.12 | \$0.00 | \$13,568.12 | \$13,568.12 | \$0.00 | \$0.00 | \$13,568.12 | \$8,019.12 | \$5,549.00 |
| 2160 Material de limpieza | \$0.00 | \$21,626.36 | \$21,626.36 | \$21,626.36 | \$0.00 | \$21,626.36 | \$21,626.36 | \$0.00 | \$0.00 | \$21,626.36 | \$19,093.56 | \$2,532.80 |
| 2161 Material de limpieza | \$0.00 | \$21,626.36 | \$21,626.36 | \$21,626.36 | \$0.00 | \$21,626.36 | \$21,626.36 | \$0.00 | \$0.00 | \$21,626.36 | \$19,093.56 | \$2,532.80 |
| 2200 ALIMENTOS Y UTENSILIOS | \$0.00 | \$2,211.54 | \$2,211.54 | \$2,211.54 | \$0.00 | \$2,211.54 | \$2,211.54 | \$0.00 | \$0.00 | \$2,211.54 | \$497.64 | \$1,713.90 |
| 2210 Productos alimenticios para personas | \$0.00 | \$2,211.54 | \$2,211.54 | \$2,211.54 | \$0.00 | \$2,211.54 | \$2,211.54 | \$0.00 | \$0.00 | \$2,211.54 | \$497.64 | \$1,713.90 |
| 2211 Alimentos para el personal institucional | \$0.00 | \$2,211.54 | \$2,211.54 | \$2,211.54 | \$0.00 | \$2,211.54 | \$2,211.54 | \$0.00 | \$0.00 | \$2,211.54 | \$497.64 | \$1,713.90 |
| 2400 MATERIALES Y ARTÍCULOS DE CONSTRUCCIÓN Y I | \$0.00 | \$20,718.67 | \$20,718.67 | \$20,718.68 | -\$0.01 | \$20,718.68 | \$20,718.68 | \$0.00 | -\$0.01 | \$20,718.68 | \$20,236.27 | \$482.41 |
| 2440 Madera y productos de madera | \$0.00 | \$107.00 | \$107.00 | \$107.00 | \$0.00 | \$107.00 | \$107.00 | \$0.00 | \$0.00 | \$107.00 | \$107.00 | \$0.00 |
| 2441 Madera y sus derivados empleados para la construcción | \$0.00 | \$107.00 | \$107.00 | \$107.00 | \$0.00 | \$107.00 | \$107.00 | \$0.00 | \$0.00 | \$107.00 | \$107.00 | \$0.00 |
| 2460 Material eléctrico y electrónico | \$0.00 | \$14,481.93 | \$14,481.93 | \$14,481.93 | \$0.00 | \$14,481.93 | \$14,481.93 | \$0.00 | \$0.00 | \$14,481.93 | \$14,426.33 | \$55.60 |
| 2461 Material eléctrico y electrónico | \$0.00 | \$14,481.93 | \$14,481.93 | \$14,481.93 | \$0.00 | \$14,481.93 | \$14,481.93 | \$0.00 | \$0.00 | \$14,481.93 | \$14,426.33 | \$55.60 |
| 2470 Artículos metálicos para la construcción | \$0.00 | \$2,531.02 | \$2,531.02 | \$2,531.02 | \$0.00 | \$2,531.02 | \$2,531.02 | \$0.00 | \$0.00 | \$2,531.02 | \$2,527.02 | \$4.00 |
| 2471 Artículos metálicos para la construcción | \$0.00 | \$2,531.02 | \$2,531.02 | \$2,531.02 | \$0.00 | \$2,531.02 | \$2,531.02 | \$0.00 | \$0.00 | \$2,531.02 | \$2,527.02 | \$4.00 |
| 2480 Otros materiales y artículos de construcción y reparación | \$0.00 | \$3,598.72 | \$3,598.72 | \$3,598.73 | -\$0.01 | \$3,598.73 | \$3,598.73 | \$0.00 | -\$0.01 | \$3,598.73 | \$3,175.92 | \$422.81 |
| 2491 Otros materiales y artículos de construcción y reparación | \$0.00 | \$3,080.49 | \$3,080.49 | \$3,080.49 | \$0.00 | \$3,080.49 | \$3,080.49 | \$0.00 | \$0.00 | \$3,080.49 | \$2,657.69 | \$422.80 |
| 2492 Artículos plásticos para la construcción | \$0.00 | \$518.23 | \$518.23 | \$518.24 | -\$0.01 | \$518.24 | \$518.24 | \$0.00 | -\$0.01 | \$518.24 | \$518.23 | \$0.01 |
| 2500 Productos químicos, farmacéuticos y de laboratorios | \$0.00 | \$2,958.00 | \$2,958.00 | \$2,958.00 | \$0.00 | \$2,958.00 | \$2,958.00 | \$0.00 | \$0.00 | \$2,958.00 | \$2,958.00 | \$0.00 |
| 2510 Productos químicos básicos | \$0.00 | \$2,958.00 | \$2,958.00 | \$2,958.00 | \$0.00 | \$2,958.00 | \$2,958.00 | \$0.00 | \$0.00 | \$2,958.00 | \$2,958.00 | \$0.00 |
| 2511 Productos químicos básicos | \$0.00 | \$2,958.00 | \$2,958.00 | \$2,958.00 | \$0.00 | \$2,958.00 | \$2,958.00 | \$0.00 | \$0.00 | \$2,958.00 | \$2,958.00 | \$0.00 |
| 2600 COMBUSTIBLES, LUBRICANTES Y ADITIVOS | \$0.00 | \$42,097.52 | \$42,097.52 | \$42,097.53 | -\$0.01 | \$42,097.53 | \$42,097.53 | \$0.00 | -\$0.01 | \$42,097.53 | \$42,097.53 | \$0.00 |
| 2610 Combustibles, lubricantes y aditivos | \$0.00 | \$42,097.52 | \$42,097.52 | \$42,097.53 | -\$0.01 | \$42,097.53 | \$42,097.53 | \$0.00 | -\$0.01 | \$42,097.53 | \$42,097.53 | \$0.00 |
| 2611 Combustibles | \$0.00 | \$38,132.88 | \$38,132.88 | \$38,132.88 | \$0.00 | \$38,132.88 | \$38,132.88 | \$0.00 | \$0.00 | \$38,132.88 | \$38,132.88 | \$0.00 |
| 2612 Lubricantes y aditivos | \$0.00 | \$3,964.64 | \$3,964.64 | \$3,964.65 | -\$0.01 | \$3,964.65 | \$3,964.65 | \$0.00 | -\$0.01 | \$3,964.65 | \$3,964.65 | \$0.00 |
| 2700 VESTUARIO, BLANCOS, PRENDAS DE PROTECCIÓN | \$0.00 | \$32,703.09 | \$32,703.09 | \$32,703.09 | \$0.00 | \$32,703.09 | \$32,703.09 | \$0.00 | \$0.00 | \$32,703.09 | \$32,703.09 | \$0.00 |
| 2710 Vestuario y uniformes | \$0.00 | \$32,703.09 | \$32,703.09 | \$32,703.09 | \$0.00 | \$32,703.09 | \$32,703.09 | \$0.00 | \$0.00 | \$32,703.09 | \$32,703.09 | \$0.00 |
| 2711 Vestuario y uniformes | \$0.00 | \$32,703.09 | \$32,703.09 | \$32,703.09 | \$0.00 | \$32,703.09 | \$32,703.09 | \$0.00 | \$0.00 | \$32,703.09 | \$32,703.09 | \$0.00 |
| 2900 HERRAMIENTAS, REFACCIONES Y ACCESORIOS M | \$0.00 | \$13,172.80 | \$13,172.80 | \$13,172.82 | -\$0.02 | \$13,172.82 | \$13,172.82 | \$0.00 | -\$0.02 | \$13,172.82 | \$13,139.82 | \$33.00 |
| 2910 Herramientas menores | \$0.00 | \$150.13 | \$150.13 | \$150.13 | \$0.00 | \$150.13 | \$150.13 | \$0.00 | \$0.00 | \$150.13 | \$150.13 | \$0.00 |
| 2911 Herramientas menores | \$0.00 | \$150.13 | \$150.13 | \$150.13 | \$0.00 | \$150.13 | \$150.13 | \$0.00 | \$0.00 | \$150.13 | \$150.13 | \$0.00 |
| 2920 Refacciones y accesorios menores de edificios | \$0.00 | \$749.71 | \$749.71 | \$749.72 | -\$0.01 | \$749.72 | \$749.72 | \$0.00 | -\$0.01 | \$749.72 | \$749.72 | \$0.00 |

Universidad Politécnica de Bacalar
ESTADO DE QUINTANA ROO
Estado del Ejercicio del Presupuesto por Capítulo del Gasto Al 31/jul./2015
F. Financiamiento: 02

Fecha y hora de impresión: 23/sep./2015 05:00 p. m.

| Objeto del Gasto | Aprobado | Ampliaciones / (Reducciones) | Presupuesto Vigente | Comprometido | Presupuesto Disponible para Comprometer | | Devengado | Comprometido No Devengado | Presupuesto Sin Devengar | Ejercido | Pagado | Cuentas por Pagar Deuda |
|----------------------------|---------------------|------------------------------|---------------------|---------------------|---|---------------------|---------------------|---------------------------|--------------------------|---------------------|---------------------|-------------------------|
| | | | | | Comprometido | Disponibilidad | | | | | | |
| 2921 | \$0.00 | \$749.71 | \$749.71 | \$749.72 | \$0.01 | \$749.72 | \$749.72 | \$0.00 | -\$0.01 | \$749.72 | \$749.72 | \$0.00 |
| 2930 | \$0.00 | \$207.88 | \$207.88 | \$207.89 | -\$0.01 | \$207.89 | \$207.89 | \$0.00 | -\$0.01 | \$207.89 | \$174.89 | \$33.00 |
| 2931 | \$0.00 | \$207.88 | \$207.88 | \$207.89 | -\$0.01 | \$207.89 | \$207.89 | \$0.00 | -\$0.01 | \$207.89 | \$174.89 | \$33.00 |
| 2960 | \$0.00 | \$4,979.00 | \$4,979.00 | \$4,979.00 | \$0.00 | \$4,979.00 | \$4,979.00 | \$0.00 | \$0.00 | \$4,979.00 | \$4,979.00 | \$0.00 |
| 2961 | \$0.00 | \$4,979.00 | \$4,979.00 | \$4,979.00 | \$0.00 | \$4,979.00 | \$4,979.00 | \$0.00 | \$0.00 | \$4,979.00 | \$4,979.00 | \$0.00 |
| 2980 | \$0.00 | \$4,648.92 | \$4,648.92 | \$4,648.92 | \$0.00 | \$4,648.92 | \$4,648.92 | \$0.00 | \$0.00 | \$4,648.92 | \$4,648.92 | \$0.00 |
| 2981 | \$0.00 | \$4,648.92 | \$4,648.92 | \$4,648.92 | \$0.00 | \$4,648.92 | \$4,648.92 | \$0.00 | \$0.00 | \$4,648.92 | \$4,648.92 | \$0.00 |
| 2990 | \$0.00 | \$2,437.16 | \$2,437.16 | \$2,437.16 | \$0.00 | \$2,437.16 | \$2,437.16 | \$0.00 | \$0.00 | \$2,437.16 | \$2,437.16 | \$0.00 |
| 2991 | \$0.00 | \$2,437.16 | \$2,437.16 | \$2,437.16 | \$0.00 | \$2,437.16 | \$2,437.16 | \$0.00 | \$0.00 | \$2,437.16 | \$2,437.16 | \$0.00 |
| 3000 | \$504,190.00 | \$454,549.18 | \$958,739.18 | \$683,473.62 | \$275,265.56 | \$683,473.62 | \$683,473.62 | \$0.00 | \$275,265.56 | \$683,473.62 | \$631,889.42 | \$51,584.20 |
| SERVICIOS GENERALES | | | | | | | | | | | | |
| 3100 | \$0.00 | \$136,278.41 | \$136,278.41 | \$136,278.07 | \$0.34 | \$136,278.07 | \$136,278.07 | \$0.00 | \$0.34 | \$136,278.07 | \$131,123.18 | \$5,154.89 |
| 3110 | \$0.00 | \$109,087.52 | \$109,087.52 | \$109,087.18 | \$0.34 | \$109,087.18 | \$109,087.18 | \$0.00 | \$0.34 | \$109,087.18 | \$109,087.18 | \$0.00 |
| 3111 | \$0.00 | \$109,087.52 | \$109,087.52 | \$109,087.18 | \$0.34 | \$109,087.18 | \$109,087.18 | \$0.00 | \$0.34 | \$109,087.18 | \$109,087.18 | \$0.00 |
| 3140 | \$0.00 | \$17,494.00 | \$17,494.00 | \$17,494.00 | \$0.00 | \$17,494.00 | \$17,494.00 | \$0.00 | \$0.00 | \$17,494.00 | \$14,496.00 | \$2,998.00 |
| 3141 | \$0.00 | \$17,494.00 | \$17,494.00 | \$17,494.00 | \$0.00 | \$17,494.00 | \$17,494.00 | \$0.00 | \$0.00 | \$17,494.00 | \$14,496.00 | \$2,998.00 |
| 3150 | \$0.00 | \$7,540.00 | \$7,540.00 | \$7,540.00 | \$0.00 | \$7,540.00 | \$7,540.00 | \$0.00 | \$0.00 | \$7,540.00 | \$7,540.00 | \$0.00 |
| 3151 | \$0.00 | \$7,540.00 | \$7,540.00 | \$7,540.00 | \$0.00 | \$7,540.00 | \$7,540.00 | \$0.00 | \$0.00 | \$7,540.00 | \$7,540.00 | \$0.00 |
| 3180 | \$0.00 | \$2,156.89 | \$2,156.89 | \$2,156.89 | \$0.00 | \$2,156.89 | \$2,156.89 | \$0.00 | \$0.00 | \$2,156.89 | \$0.00 | \$2,156.89 |
| 3181 | \$0.00 | \$2,156.89 | \$2,156.89 | \$2,156.89 | \$0.00 | \$2,156.89 | \$2,156.89 | \$0.00 | \$0.00 | \$2,156.89 | \$0.00 | \$2,156.89 |
| 3200 | \$0.00 | \$5,763.20 | \$5,763.20 | \$5,763.20 | \$0.00 | \$5,763.20 | \$5,763.20 | \$0.00 | \$0.00 | \$5,763.20 | \$5,763.20 | \$0.00 |
| 3250 | \$0.00 | \$5,763.20 | \$5,763.20 | \$5,763.20 | \$0.00 | \$5,763.20 | \$5,763.20 | \$0.00 | \$0.00 | \$5,763.20 | \$5,763.20 | \$0.00 |
| 3251 | \$0.00 | \$5,763.20 | \$5,763.20 | \$5,763.20 | \$0.00 | \$5,763.20 | \$5,763.20 | \$0.00 | \$0.00 | \$5,763.20 | \$5,763.20 | \$0.00 |
| 3300 | \$0.00 | \$70,830.12 | \$70,830.12 | \$70,830.12 | \$0.00 | \$70,830.12 | \$70,830.12 | \$0.00 | \$0.00 | \$70,830.12 | \$70,830.12 | \$0.00 |
| 3330 | \$0.00 | \$4,640.00 | \$4,640.00 | \$4,640.00 | \$0.00 | \$4,640.00 | \$4,640.00 | \$0.00 | \$0.00 | \$4,640.00 | \$4,640.00 | \$0.00 |
| 3331 | \$0.00 | \$4,640.00 | \$4,640.00 | \$4,640.00 | \$0.00 | \$4,640.00 | \$4,640.00 | \$0.00 | \$0.00 | \$4,640.00 | \$4,640.00 | \$0.00 |
| 3360 | \$0.00 | \$66,190.12 | \$66,190.12 | \$66,190.12 | \$0.00 | \$66,190.12 | \$66,190.12 | \$0.00 | \$0.00 | \$66,190.12 | \$66,190.12 | \$0.00 |
| 3363 | \$0.00 | \$66,190.12 | \$66,190.12 | \$66,190.12 | \$0.00 | \$66,190.12 | \$66,190.12 | \$0.00 | \$0.00 | \$66,190.12 | \$66,190.12 | \$0.00 |
| 3400 | \$0.00 | \$14,504.51 | \$14,504.51 | \$14,504.51 | \$0.00 | \$14,504.51 | \$14,504.51 | \$0.00 | \$0.00 | \$14,504.51 | \$14,504.51 | \$0.00 |
| 3410 | \$0.00 | \$14,504.51 | \$14,504.51 | \$14,504.51 | \$0.00 | \$14,504.51 | \$14,504.51 | \$0.00 | \$0.00 | \$14,504.51 | \$14,504.51 | \$0.00 |
| 3411 | \$0.00 | \$14,504.51 | \$14,504.51 | \$14,504.51 | \$0.00 | \$14,504.51 | \$14,504.51 | \$0.00 | \$0.00 | \$14,504.51 | \$14,504.51 | \$0.00 |
| 3500 | \$0.00 | \$46,117.60 | \$46,117.60 | \$46,117.60 | \$0.00 | \$46,117.60 | \$46,117.60 | \$0.00 | \$0.00 | \$46,117.60 | \$46,117.60 | \$0.00 |
| 3510 | \$0.00 | \$28,894.00 | \$28,894.00 | \$28,894.00 | \$0.00 | \$28,894.00 | \$28,894.00 | \$0.00 | \$0.00 | \$28,894.00 | \$28,894.00 | \$0.00 |
| 3511 | \$0.00 | \$28,894.00 | \$28,894.00 | \$28,894.00 | \$0.00 | \$28,894.00 | \$28,894.00 | \$0.00 | \$0.00 | \$28,894.00 | \$28,894.00 | \$0.00 |
| 3530 | \$0.00 | \$8,800.00 | \$8,800.00 | \$8,800.00 | \$0.00 | \$8,800.00 | \$8,800.00 | \$0.00 | \$0.00 | \$8,800.00 | \$8,800.00 | \$0.00 |
| 3531 | \$0.00 | \$8,800.00 | \$8,800.00 | \$8,800.00 | \$0.00 | \$8,800.00 | \$8,800.00 | \$0.00 | \$0.00 | \$8,800.00 | \$8,800.00 | \$0.00 |

Universidad Politécnica de Bacalar
ESTADO DE QUINTANA ROO
Estado del Ejercicio del Presupuesto por Capítulo del Gasto Al 31/jul./2015
F. Financiamiento: 02

Fecha y hora de impresión: 23/sep./2015 05:00 p. m.

| Objeto del Gasto | Aprobado | Ampliaciones / (Reducciones) | Presupuesto Vigente | Comprometido | Presupuesto Disponible para Comprometer | Devengado | Comprometido No Devengado | Presupuesto Sin Devengar | Ejercido | Pagado | Cuentas por Pagar Deuda |
|---|-----------------------|------------------------------|-----------------------|-----------------------|---|-----------------------|---------------------------|--------------------------|-----------------------|-----------------------|-------------------------|
| 3550 Reparación y mantenimiento de equipo de transporte | \$0.00 | \$5,581.60 | \$5,581.60 | \$5,581.60 | \$0.00 | \$5,581.60 | \$0.00 | \$0.00 | \$5,581.60 | \$5,581.60 | \$0.00 |
| 3551 Reparación y mantenimiento de equipo de transporte | \$0.00 | \$5,581.60 | \$5,581.60 | \$5,581.60 | \$0.00 | \$5,581.60 | \$0.00 | \$0.00 | \$5,581.60 | \$5,581.60 | \$0.00 |
| 3570 Instalación, reparación y mantenimiento de maquinaria y | \$0.00 | \$2,842.00 | \$2,842.00 | \$2,842.00 | \$0.00 | \$2,842.00 | \$0.00 | \$0.00 | \$2,842.00 | \$2,842.00 | \$0.00 |
| 3571 Instalación, reparación y mantenimiento de maquinaria, c | \$0.00 | \$2,842.00 | \$2,842.00 | \$2,842.00 | \$0.00 | \$2,842.00 | \$0.00 | \$0.00 | \$2,842.00 | \$2,842.00 | \$0.00 |
| 3700 Servicios de trasladados y viáticos | \$504,190.00 | -\$149,198.78 | \$354,991.22 | \$79,728.00 | \$275,263.22 | \$79,728.00 | \$0.00 | \$275,263.22 | \$79,728.00 | \$74,328.00 | \$5,400.00 |
| 3710 Pasajes aéreos | \$0.00 | \$11,459.00 | \$11,459.00 | \$11,459.00 | \$0.00 | \$11,459.00 | \$0.00 | \$0.00 | \$11,459.00 | \$11,459.00 | \$0.00 |
| 3711 Pasajes aéreos nacionales | \$0.00 | \$11,459.00 | \$11,459.00 | \$11,459.00 | \$0.00 | \$11,459.00 | \$0.00 | \$0.00 | \$11,459.00 | \$11,459.00 | \$0.00 |
| 3750 Viáticos en el país | \$504,190.00 | -\$168,326.78 | \$335,863.22 | \$60,600.00 | \$275,263.22 | \$60,600.00 | \$0.00 | \$275,263.22 | \$60,600.00 | \$55,200.00 | \$5,400.00 |
| 3751 Viáticos en el país | \$504,190.00 | -\$168,326.78 | \$335,863.22 | \$60,600.00 | \$275,263.22 | \$60,600.00 | \$0.00 | \$275,263.22 | \$60,600.00 | \$55,200.00 | \$5,400.00 |
| 3790 Otros servicios de traslado y hospedaje | \$0.00 | \$7,669.00 | \$7,669.00 | \$7,669.00 | \$0.00 | \$7,669.00 | \$0.00 | \$0.00 | \$7,669.00 | \$7,669.00 | \$0.00 |
| 3791 OTROS SERVICIOS DE TRASLADO Y HOSPEDAJE | \$0.00 | \$7,669.00 | \$7,669.00 | \$7,669.00 | \$0.00 | \$7,669.00 | \$0.00 | \$0.00 | \$7,669.00 | \$7,669.00 | \$0.00 |
| 3900 OTROS SERVICIOS GENERALES | \$0.00 | \$330,254.12 | \$330,254.12 | \$330,252.12 | \$2.00 | \$330,252.12 | \$0.00 | \$2.00 | \$330,252.12 | \$289,222.81 | \$41,029.31 |
| 3920 Impuestos y derechos | \$0.00 | \$624.00 | \$624.00 | \$624.00 | \$0.00 | \$624.00 | \$0.00 | \$0.00 | \$624.00 | \$624.00 | \$0.00 |
| 3921 Impuestos y derechos | \$0.00 | \$624.00 | \$624.00 | \$624.00 | \$0.00 | \$624.00 | \$0.00 | \$0.00 | \$624.00 | \$624.00 | \$0.00 |
| 3980 Impuesto sobre nóminas y otros que se derivan de una n | \$0.00 | \$216,882.52 | \$216,882.52 | \$216,880.52 | \$2.00 | \$216,880.52 | \$0.00 | \$2.00 | \$216,880.52 | \$180,425.52 | \$36,455.00 |
| 3981 Impuesto sobre nóminas (3%) | \$0.00 | \$216,882.52 | \$216,882.52 | \$216,880.52 | \$2.00 | \$216,880.52 | \$0.00 | \$2.00 | \$216,880.52 | \$180,425.52 | \$36,455.00 |
| 3990 Otros servicios generales | \$0.00 | \$112,747.60 | \$112,747.60 | \$112,747.60 | \$0.00 | \$112,747.60 | \$0.00 | \$0.00 | \$112,747.60 | \$108,173.29 | \$4,574.31 |
| 3992 Transportación por atención a terceros | \$0.00 | \$4,574.31 | \$4,574.31 | \$4,574.31 | \$0.00 | \$4,574.31 | \$0.00 | \$0.00 | \$4,574.31 | \$0.00 | \$4,574.31 |
| 3993 Hospedaje por atención a terceros | \$0.00 | \$46,823.26 | \$46,823.26 | \$46,823.26 | \$0.00 | \$46,823.26 | \$0.00 | \$0.00 | \$46,823.26 | \$46,823.26 | \$0.00 |
| 3994 Alimentación por atención a terceros | \$0.00 | \$61,350.03 | \$61,350.03 | \$61,350.03 | \$0.00 | \$61,350.03 | \$0.00 | \$0.00 | \$61,350.03 | \$61,350.03 | \$0.00 |
| Total | \$6,500,000.00 | \$2,384,147.55 | \$8,884,147.55 | \$5,910,520.33 | \$2,973,627.22 | \$5,910,520.33 | \$0.00 | \$2,973,627.22 | \$5,910,520.33 | \$5,846,768.56 | \$63,757.77 |





Usr: supervisor
Rep: rptEstadoPresupuestoEgresos

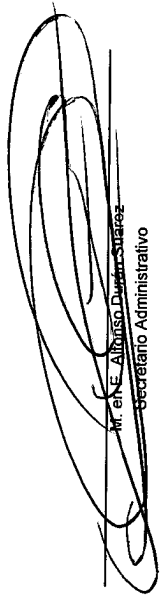
Universidad Politécnica de Bacalar
ESTADO DE QUINTANA ROO
Estado del Ejercicio del Presupuesto por Capítulo del Gasto Al 31/jul./2015
F. Financiamiento: 02

Fecha y hora de impresión | 23/sep./2015 05:00 p. m.

| Objeto del Gasto | Aprobado (Reducciones) | Ampliaciones / Vigente | Presupuesto Disponible para Comprometer | Comprometido | Devengado | Comprometido No Devengado | Presupuesto Sin Devengar | Ejercido | Pagado | Cuentas por Pagar Deuda |
|------------------|------------------------|------------------------|---|--------------|-----------|---------------------------|--------------------------|----------|--------|-------------------------|
|------------------|------------------------|------------------------|---|--------------|-----------|---------------------------|--------------------------|----------|--------|-------------------------|


 Jorge Mallo Bjeza Ruiz
 Jefe del Departamento de Recursos Financieros


 M. en A.D. Miguel Fernández de Jesús Pérez Cetina
 Rector


 Alfonso Durán Suárez
 Secretario Administrativo



Usu. supervisor
Rep: rptEstadoPresupuestoEgresos

Universidad Politécnica de Bacalar
ESTADO DE QUINTANA ROO
Estado del Ejercicio del Presupuesto por Capítulo del Gasto Al 31/jul./2015
F. Financiamiento: 03

Fecha y hora de Impresión: 23/sep./2015 05:33 p. m.

| Objeto del Gasto | Aprobado (Reducciones) | Ampliaciones / (Reducciones) | Presupuesto Vigente | Comprometido | Presupuesto Disponible para Comprometer | Devengado | Comprometido No Devengado | Presupuesto Sin Devenegar | Ejercido | Pagado | Cuentas por Pagar Deuda |
|--|------------------------|------------------------------|-----------------------|-----------------------|---|-----------------------|---------------------------|---------------------------|-----------------------|-----------------------|-------------------------|
| 1000 SERVICIOS PERSONALES | \$5,826,994.00 | \$663,147.00 | \$6,490,141.00 | \$3,816,225.00 | \$2,673,916.00 | \$3,816,225.00 | \$0.00 | \$2,673,916.00 | \$3,816,225.00 | \$3,816,225.00 | \$0.00 |
| 1100 REMUNERACIONES AL PERSONAL DE CARÁCTER F | \$5,826,994.00 | -\$2,638,805.00 | \$3,188,189.00 | \$785,767.00 | \$2,402,422.00 | \$785,767.00 | \$0.00 | \$2,402,422.00 | \$785,767.00 | \$785,767.00 | \$0.00 |
| 1130 Sueldos base al personal permanente | \$5,826,994.00 | -\$2,638,805.00 | \$3,188,189.00 | \$785,767.00 | \$2,402,422.00 | \$785,767.00 | \$0.00 | \$2,402,422.00 | \$785,767.00 | \$785,767.00 | \$0.00 |
| 1131 Sueldos base al personal de confianza | \$5,826,994.00 | -\$2,638,805.00 | \$3,188,189.00 | \$785,767.00 | \$2,402,422.00 | \$785,767.00 | \$0.00 | \$2,402,422.00 | \$785,767.00 | \$785,767.00 | \$0.00 |
| 1200 Remuneraciones al personal de carácter transitorio | \$0.00 | \$1,803,703.49 | \$1,803,703.49 | \$1,532,209.49 | \$271,494.00 | \$1,532,209.49 | \$0.00 | \$271,494.00 | \$1,532,209.49 | \$1,532,209.49 | \$0.00 |
| 1210 Honorarios asimilables a salarios | \$0.00 | \$1,803,703.49 | \$1,803,703.49 | \$1,532,209.49 | \$271,494.00 | \$1,532,209.49 | \$0.00 | \$271,494.00 | \$1,532,209.49 | \$1,532,209.49 | \$0.00 |
| 1211 Honorarios asimilables a salarios | \$0.00 | \$1,803,703.49 | \$1,803,703.49 | \$1,532,209.49 | \$271,494.00 | \$1,532,209.49 | \$0.00 | \$271,494.00 | \$1,532,209.49 | \$1,532,209.49 | \$0.00 |
| 1300 REMUNERACIONES ADICIONALES Y ESPECIALES | \$0.00 | \$1,103,538.51 | \$1,103,538.51 | \$1,103,538.51 | \$0.00 | \$1,103,538.51 | \$0.00 | \$0.00 | \$1,103,538.51 | \$1,103,538.51 | \$0.00 |
| 1340 Compensaciones | \$0.00 | \$1,103,538.51 | \$1,103,538.51 | \$1,103,538.51 | \$0.00 | \$1,103,538.51 | \$0.00 | \$0.00 | \$1,103,538.51 | \$1,103,538.51 | \$0.00 |
| 1342 Compensación por servicios al personal de confianza | \$0.00 | \$1,103,538.51 | \$1,103,538.51 | \$1,103,538.51 | \$0.00 | \$1,103,538.51 | \$0.00 | \$0.00 | \$1,103,538.51 | \$1,103,538.51 | \$0.00 |
| 1500 OTRAS PRESTACIONES SOCIALES Y ECONÓMICAS | \$0.00 | \$394,710.00 | \$394,710.00 | \$394,710.00 | \$0.00 | \$394,710.00 | \$0.00 | \$0.00 | \$394,710.00 | \$394,710.00 | \$0.00 |
| 1540 Prestaciones contractuales | \$0.00 | \$345,710.00 | \$345,710.00 | \$345,710.00 | \$0.00 | \$345,710.00 | \$0.00 | \$0.00 | \$345,710.00 | \$345,710.00 | \$0.00 |
| 1541 Canasta básica, ayuda para despensa | \$0.00 | \$87,480.00 | \$87,480.00 | \$87,480.00 | \$0.00 | \$87,480.00 | \$0.00 | \$0.00 | \$87,480.00 | \$87,480.00 | \$0.00 |
| 1542 Ayuda para renta y apoyo de vivienda | \$0.00 | \$258,230.00 | \$258,230.00 | \$258,230.00 | \$0.00 | \$258,230.00 | \$0.00 | \$0.00 | \$258,230.00 | \$258,230.00 | \$0.00 |
| 1590 Otras prestaciones sociales y económicas | \$0.00 | \$49,000.00 | \$49,000.00 | \$49,000.00 | \$0.00 | \$49,000.00 | \$0.00 | \$0.00 | \$49,000.00 | \$49,000.00 | \$0.00 |
| 1593 Otras prestaciones económicas y sociales | \$0.00 | \$49,000.00 | \$49,000.00 | \$49,000.00 | \$0.00 | \$49,000.00 | \$0.00 | \$0.00 | \$49,000.00 | \$49,000.00 | \$0.00 |
| 2000 MATERIALES Y SUMINISTRO | \$210,832.00 | -\$115,008.00 | \$95,824.00 | \$0.00 | \$95,824.00 | \$0.00 | \$0.00 | \$95,824.00 | \$0.00 | \$0.00 | \$0.00 |
| 2100 Materiales de administración, emisión de documentos y | \$210,832.00 | -\$115,008.00 | \$95,824.00 | \$0.00 | \$95,824.00 | \$0.00 | \$0.00 | \$95,824.00 | \$0.00 | \$0.00 | \$0.00 |
| 2110 Materiales, útiles y equipos menores de oficina | \$210,832.00 | -\$115,008.00 | \$95,824.00 | \$0.00 | \$95,824.00 | \$0.00 | \$0.00 | \$95,824.00 | \$0.00 | \$0.00 | \$0.00 |
| 2111 Papelería y consumibles de oficina | \$210,832.00 | -\$115,008.00 | \$95,824.00 | \$0.00 | \$95,824.00 | \$0.00 | \$0.00 | \$95,824.00 | \$0.00 | \$0.00 | \$0.00 |
| 3000 SERVICIOS GENERALES | \$462,174.00 | -\$252,096.00 | \$210,078.00 | \$0.00 | \$210,078.00 | \$0.00 | \$0.00 | \$210,078.00 | \$0.00 | \$0.00 | \$0.00 |
| 3700 Servicios de traslados y viáticos | \$462,174.00 | -\$252,096.00 | \$210,078.00 | \$0.00 | \$210,078.00 | \$0.00 | \$0.00 | \$210,078.00 | \$0.00 | \$0.00 | \$0.00 |
| 3750 Viáticos en el país | \$462,174.00 | -\$252,096.00 | \$210,078.00 | \$0.00 | \$210,078.00 | \$0.00 | \$0.00 | \$210,078.00 | \$0.00 | \$0.00 | \$0.00 |
| 3751 Viáticos en el país | \$462,174.00 | -\$252,096.00 | \$210,078.00 | \$0.00 | \$210,078.00 | \$0.00 | \$0.00 | \$210,078.00 | \$0.00 | \$0.00 | \$0.00 |
| Total | \$6,500,000.00 | \$296,043.00 | \$6,796,043.00 | \$3,816,225.00 | \$2,979,818.00 | \$3,816,225.00 | \$0.00 | \$2,979,818.00 | \$3,816,225.00 | \$3,816,225.00 | \$0.00 |

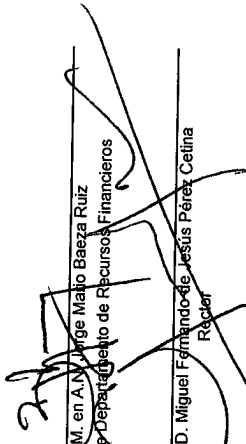



Universidad Politécnica de Bacalar ESTADO DE QUINTANA ROO


Estado del Ejercicio del Presupuesto por Capítulo del Gasto Al 31/jul./2015

F. Financiamiento: 03

| Objeto del Gasto | Aprobado (Reducciones) | Ampliaciones / | Presupuesto Vigente | Comprometido | Presupuesto Disponible para Comprometer | Devengado | Comprometido No Devengado | Presupuesto Sin Devengar | Ejercido | Pagado | Cuentas por Pagar Deuda |
|------------------|------------------------|----------------|---------------------|--------------|---|-----------|---------------------------|--------------------------|----------|--------|-------------------------|
| | | | | | | | | | | | |


 (M. en A.D.) Jorge Mallo Baeza Ruiz
 Jefe de Departamento de Recursos Financieros


 M. en A.D. Miguel Fernando de Jesús Pérez Cetina
 Rector


 M. en F. Darán Suárez
 Secretario Administrativo